

SFY 2021-2022 County Funding for Home and Community Care Block Grant (HCCBG)									
COUNTY/REGION	IFF Formula	IFF FORMULA	County BASE	SFY 2022 HCCBG 3/3/2022	SFY 2021 HCCBG 3/15/20	Comparison 2022 vs 2021 3/3/2021	Local Match Needed	Total Allocation Plus Local Match	
CHATHAM	7.11%	537,386	60,000	616,475	610,751	100.94%	68,497	684,972	
DURHAM	15.91%	1,203,493	60,000	1,365,611	1,351,094	101.87%	154,068	1,540,679	
JOHNSTON	12.41%	938,351	60,000	1,056,545	1,007,683	104.85%	117,394	1,173,939	
LEE	4.56%	345,179	60,000	405,179	410,526	98.70%	45,020	450,198	
MIDORE	9.17%	693,870	60,000	795,939	790,144	100.73%	88,438	884,377	
ORANGE	7.99%	604,526	60,000	689,649	660,551	104.41%	76,628	766,277	
WAKE	42.84%	3,240,178	60,000	3,613,552	3,532,047	102.31%	401,506	4,015,058	
REGION J	100%	7,562,983	420,000	8,563,950	8,372,796	102.28%	951,550	9,515,500	

The intrastate funding formula adds these indicators:

- (50%) of the number of 60+ population in the county
- (30%) of the number of 60+ population living in poverty
- (10%) of the number of 60+ population who are minority
- (10%) of the number of 60+ population living in rural areas



CLASS/ACTIVITY Home and Community Care Block Grant Committee
DATE 05/19/2021 TIME 10-11am
LOCATION Virtually via Zoom
INSTRUCTOR Dennis W. Streets, Director, Chatham County COA

Name	Phone	Email
Dennis Streets	919-542-4512	dennis.streets@chathamcoa.org
Lacee Monte		Deputy Director/Finance Officer, Chatham COA
Neriah Edwards-Boone		senior, County-appointed rep to Triangle J Aging Committee
Anne Kissel		senior, past delegate to NC STHL, co-chair of Aging Plan
Mike Zelek		Chatham County Public Health Director
Renee Minor		Chatham County Social Services, Adult Services Supervisor
David Marty		senior
Joyce Johnson		senior
Matthew Alexander		senior, County-appointed rep to Triangle J Aging Committee
Robin Leto		senior, alternate to NC Senior Tax Heel Legislature (NCSTHL)
Carissa Brown		director, Siler City office of Daymar Recovery Services
Sandra Tammy Gardner		senior, volunteer Community Ambassador
Lynn Triman		Community Engagement Specialist, Cardinal Innovations
Mary Warren		director, Triangle J Area Agency on Aging

HCCBG County Funding Plan was recommended unanimously on a motion by Matthew Alexander, seconded by David Marty. The Committee also gave recommendations for future use of any additional FY 2021-22. This was done on a motion by Mike Zelek, www.chathamcoa.org Eastern Chatham Senior Center 365 Hwy 87 N Pittsboro, NC 27312 seconded by Robin Leto.

Coordinator for Chatham Senior Games & SilverArts

HCCBG Planning Committee Meeting, Chatham County Council on Aging

May 2021

Older Americans Month & Elder Abuse Awareness

1

Chatham's Aging Population Data

Ages	2019		2039		% Change
Total	75,705		105,285		39%
0-17	13,927	18%	16,796	16%	21%
60+	25,471	34%	43,181	41%	69.5%
65+	19,727	26%	36,183	34%	83%
85+	2,572	3%	7,682	7%	199%

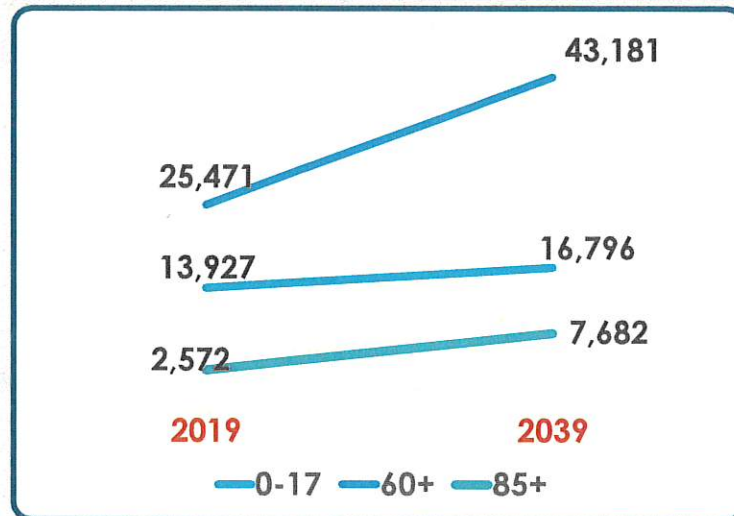
Source: NC Office of State Budget and Management, population projections for Chatham County, 2019 and 2039.

2

Chatham Demographics

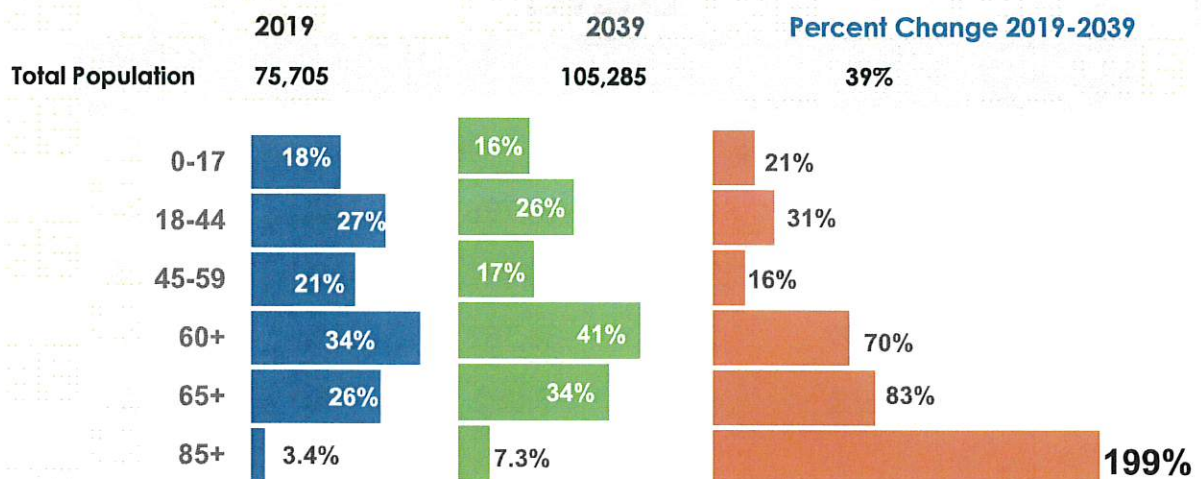
There are many **more** people **60** and over than 0-17

1 in **3** people in the county are estimated to be 60 and over



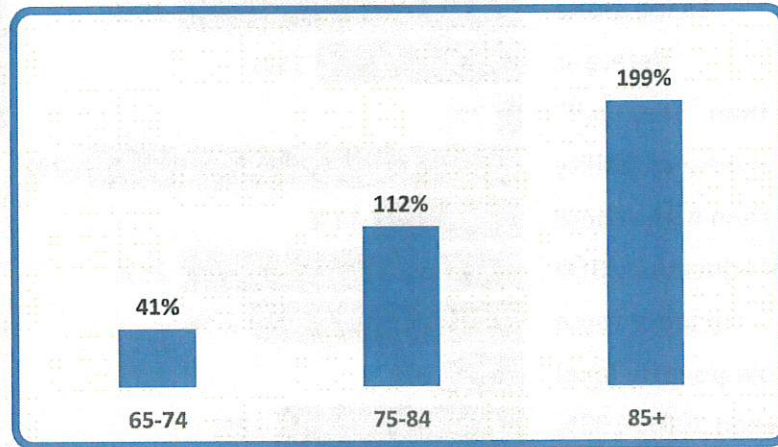
Source: NC State Office of State Budget and Management, Standard Population Estimates, Vintage 2019; Population Projections, Vintage 2039
<https://www.osbm.nc.gov/facts-figures/population-demographics>

Population **85** and older will have the fastest growth in the next 20 years



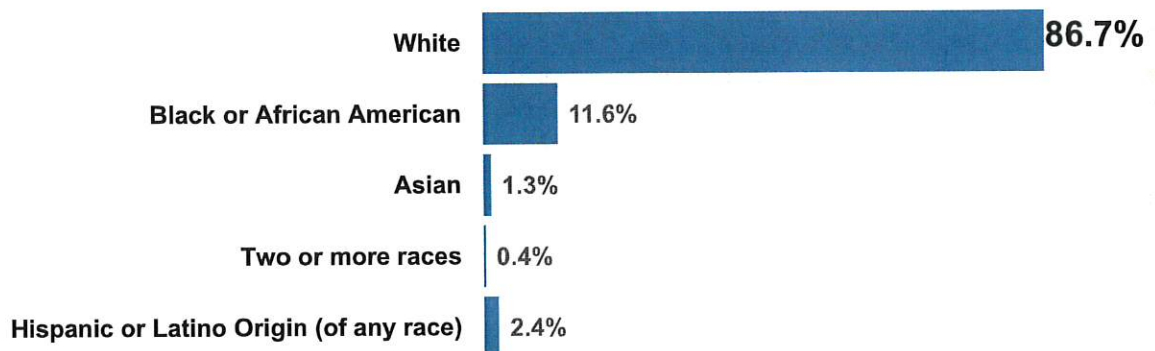
Source: NC State Office of State Budget and Management, Standard Population Estimates, Vintage 2019; Population Projections, Vintage 2039
<https://www.osbm.nc.gov/facts-figures/population-demographics>

Projected Growth of Population 65+, by Age Group between 2019-2039



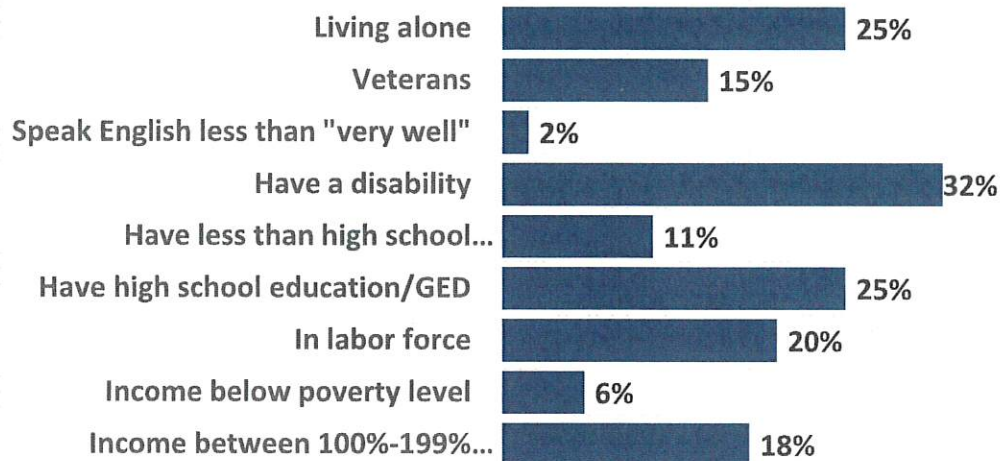
Source: NC State Office of State Budget and Management, Standard Population Estimates, Vintage 2019; Population Projections, Vintage 2039
<https://www.osbm.nc.gov/facts-figures/population-demographics>

Race/Ethnicity, Adults 65 and Older



Source: American Community Survey 2015-2019, five-year estimates. Table S0103 population 65 and over

Characteristics of Adults 65 and Older



Older adults **living alone** are at risk of **social isolation, loneliness** and poor health outcomes

Source: American Community Survey 2019-2039, five-year estimates. Table S0103 population 65 and over

Older Americans Act, Public Law 89-73, July 14, 1965

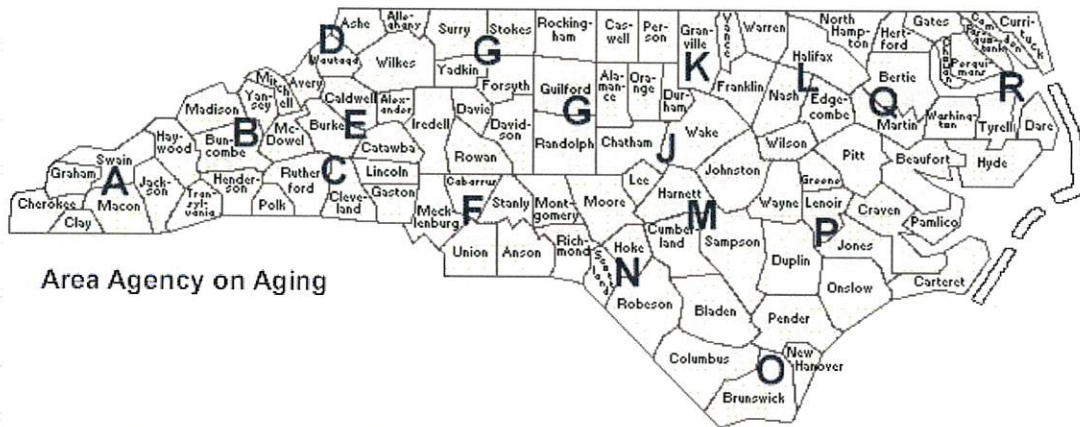


- Broad national policy objectives on aging
- Grants to states for community planning & services—nationwide aging infrastructure
- States required to develop a "comprehensive and coordinated service system" in partnership with AAAs (1973)

Area Agencies on Aging

Located in the regional Councils of Government. AAAs have functions in five basic areas:

- (1) advocacy; (2) planning; (3) program and resource development; (4) information brokerage; and (5) funds administration and quality assurance.



Area Agency on Aging

9



Comprehensive systems of services include:

Access services - such as transportation, outreach, and assessment;

Community services - such as congregate meals, education, legal services and counseling, elder abuse services, and senior center programs;

In-home services - such as home health, in-home aide, and home-delivered meals.

The Chatham County Council on Aging

We promote and support independent living and the physical and mental wellness of persons aged 60+ and their families through a wide range of services. Special emphasis is given to reaching the socially and economically needy, and in particular, those ineligible for Medicaid but who cannot afford to pay for services themselves.

- Latest independent audit and TJCOG monitoring = no deficiencies
- 83% of our expenditures are for program services
- Recipient of the 2018 GSK IMPACT Award and 2019 Ernest B. Messer Award
- One of 3 new grantees (8 total) in US chosen for Helping Homebound Heroes Program for Veterans
- One of 3 agencies chosen to present national webinar on nutrition and socialization during COVID-19 in rural area

Reaching the Socially and Economically Needy under the Home and Community Care Block Grant in Chatham County

Characteristics	HCCBG Participants FY 2020-21	General Chatham Population 65+, 2019
Women	77%	56%
Minority/People of Color	47%	22%
Age 75+	71%	44%
Living Alone	53%	25%
Reported Low Income {at or below poverty}	50%	6% <100%poverty 18% <200% poverty

COA and County Have a Formal Agreement

- COA agrees to meet the needs of elderly in Chatham by promoting independent living, supporting family caregiving, enhancing physical and mental wellness, and coordinating community, financial and volunteer resources.
- COA agrees to serve as the local Designated Lead Agency for the State's HCCBG and administer HCCBG services under the funding plan recommended by the citizen advisory committee and approved by the Commissioners.
- COA is expected to collaborate with other health and human services agencies.
- COA must maintain satisfactory HCCBG reviews conducted by the Triangle J Area Agency on Aging.

13

- Getting old can be lonely and challenging....
- So we offer services, programs and volunteer opportunities....
- So that seniors feel more secure and live more fulfilling lives.



14

There are Many Stories to Tell of How We Are Making a Difference—Including in the Era of COVID-19

- Helping People Stay Active & Well
- Keeping Seniors Engaged
- Helping Seniors Remain Safe at Home
- Supporting Families

Helping People Stay Active & Well—The New World under COVID-19

- Extensive online and virtual classes and activities—see www.chathamcoa.org

"I have been looking for a yoga class that I could take online as all the studios seem to be closed and online is much safer. Your program came up and I thought I would give it a try. It was excellent as I enjoyed the pace and variety of the class. Thanks for offering the class."

"You always come in with a smile and a kind word and we all know you were real with your love and kindness for us all. There aren't any days I don't think of something you taught us. Shoulders back, stomach in, tailbone tucked one of the many things. I'm 73, I'm mowing grass 1 hour every day that it doesn't rain with a push mower. If it rains, I do my walk-away the pounds tape <2 miles walk. When I pull weeds, I think, Jackie said, bend with my knees, put my arm on one leg and come up slow. God put you where he needed you."

- *"I just did your conditioning class online and whew was it a doozie. Really tough!*

- *Not at all what I was expecting. Great job!"*

Keeping Seniors Engaged during COVID-19

- ☐ Created a virtual education/music series and other activities—building off the Senior Education Conference and our previous music events
- ☐ Collected and distributed multiple mentally stimulating materials (e.g., word search puzzles, books)
- ☐ Secured grant allowing purchase of year-long subscription to *Chatham News + Record* for 218 seniors identified as socially isolated
- ☐ Secured grant allowing purchase and training in use of computer tablets, software and internet connectivity for 11 seniors socially isolated and unable to enjoy COA programming
- ☐ Have staffed weekly friendly check-in calls, arranged peer conference calls, and held Friday conference calls open to all participants
- ☐ Have planned and held parking lot events and drive-way visits
- ☐ Held virtual SilverArts competition—a model for State

Helping Seniors Remain Safely at Home during COVID-19

Providing:

- ☐ shelf-stable and frozen meals
- ☐ friendly, check-in calls
- ☐ facilitated peer-support calls
- ☐ incontinence supplies
- ☐ pet supplies and other supplies upon request
- ☐ assistive equipment
- ☐ in-home personal care (including consumer-directed)
- ☐ family caregiver respite
- ☐ rides to essential medical appointments and other locations (e.g., pharmacies, banks, grocery stores, hair salons)

Example Comments

- *One of our Congregate members [B.C.] wanted to let us know that she appreciates all that the staff at the center are doing for her and all the seniors. She said she is so thankful because if it was not for the center she probably would not be here.*
- *Thank you for your kindness & support this year. I appreciate my COA family. The unique nature of each individual at the COA has made a difference in my life this year. Thank you again. I look forward to our interactions in 2021.*
- *Thank you very much for all the nice things you do for Billie and I. We don't know how we could make it without you. Also thanks for the paper. You gave me something to do while sitting around the house. Thanks again for all you do.*

19

Supporting Families during COVID-19

Providing:

- ☐ respite to family caregivers
- ☐ friendly, check-in calls to caregivers
- ☐ virtual support group
- ☐ robotic pets
- ☐ information and counseling
- ☐ caregiver training (Powerful Tools for Caregivers)
- ☐ a Caregiver Reflections booklet produced by COA
- ☐ Other services and supports available [as referenced in the slide on helping seniors remain living safely at home]

Example Comments

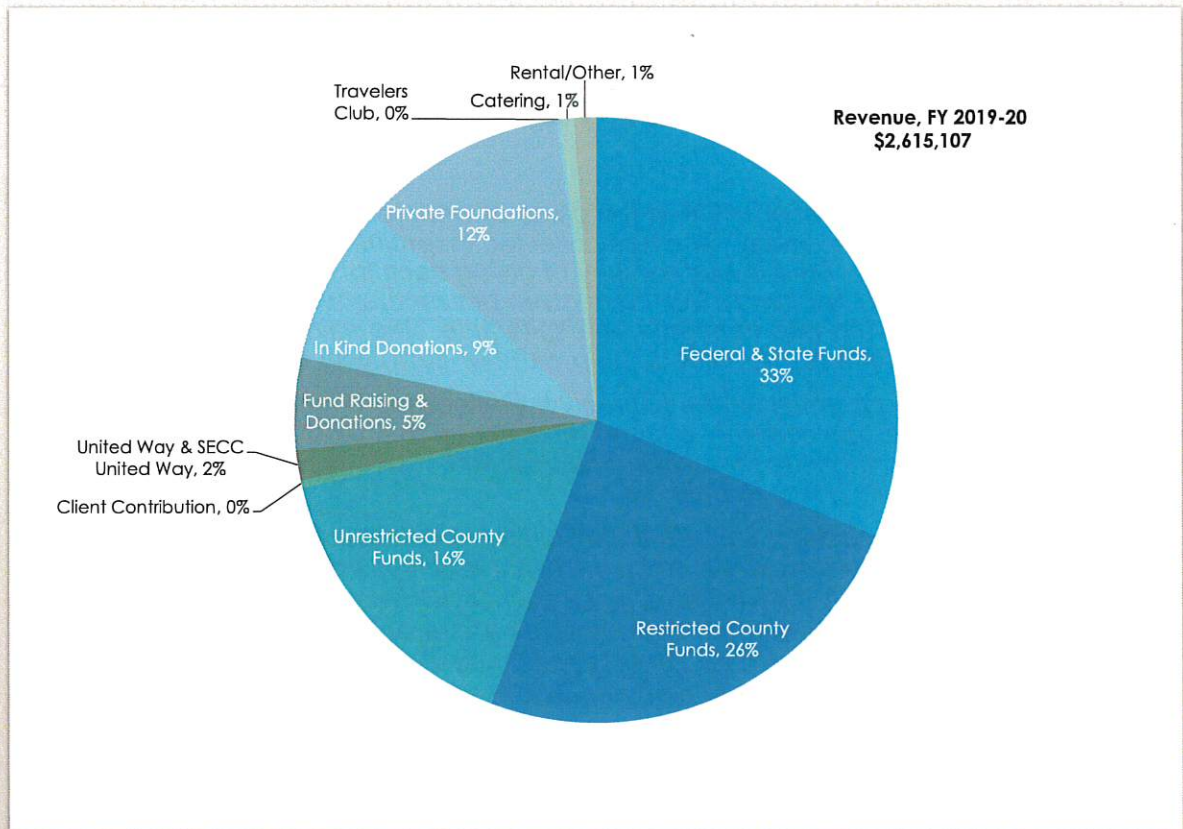
- *Ms. S.P. held a donation drive at her place of work last week. She delivered the donations on Tuesday. She had collected incontinent supplies, socks and toiletry items. Said it was her way of giving back for all that we had done for her and her family. We have given her mother who cares for the father who is living with dementia, a respite aide. She said we had also given her cousin a respite aide to help with her aunt, who is bed ridden.*
- *Susan, I got your email on the [Caregiver Reflections booklet]. I just wanted to thank you. It has certainly opened my eyes up to a lot of things I didn't know - reading those testimonials. I just wanted you to know it. I thank you for sending it. It's going to help me.*
- *For some of our elders, you are their lifeline to kindness and caring.*
- *Our family is so appreciative of the excellent services being provided to our parents. Their CNA, has become like a part of our family. She is loving and kind, as well as professional. Your services are enabling us to keep our parents at home, where they so desperately desire to be. Thank you and God bless you richly as you continue to bless the senior population of Chatham County.*

21

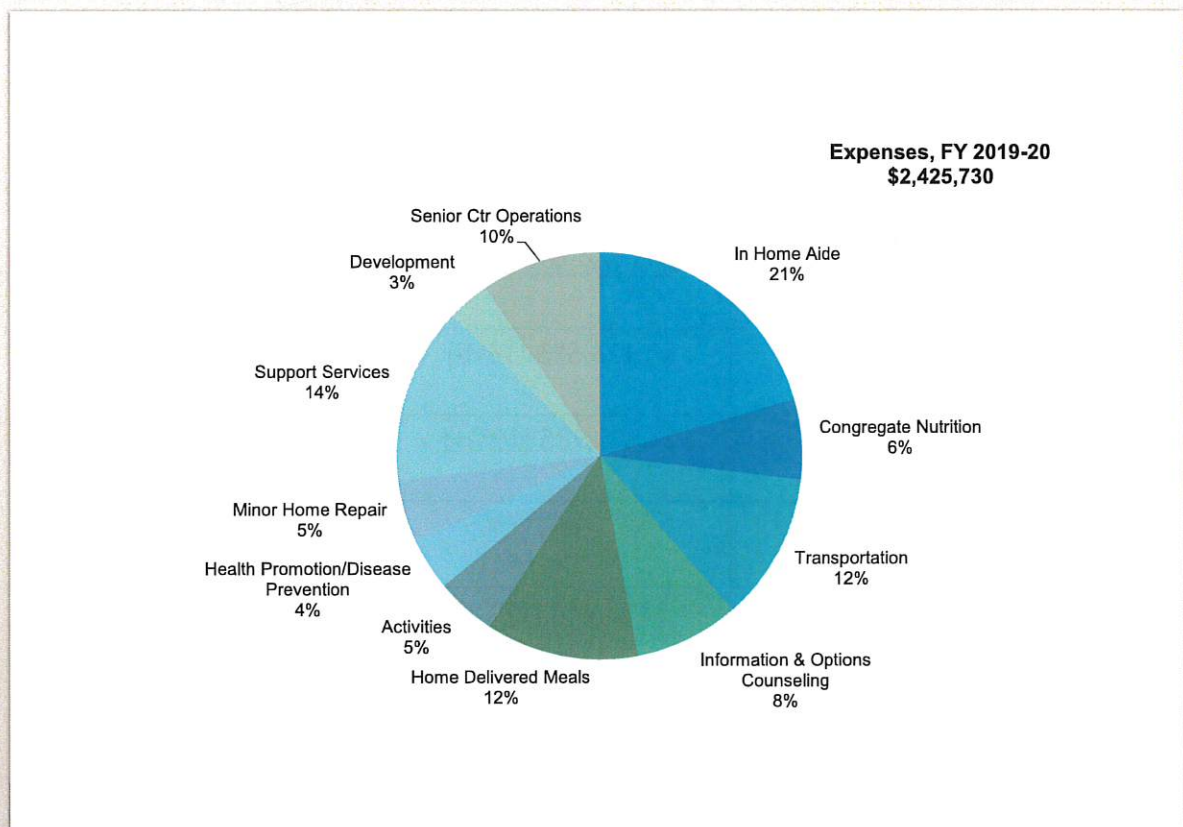
Chatham Reported Public Expenditures by Agency/ Funding Source for Services to 60+, SFY 2019-20 [18-19]

Agency/ Funding Source	Total Expenditures	Percent of Total
Medical Assistance	\$20,102,595 [1%+]	78.2% [77.3%]
Mental Health	\$3,126,526 [16%-]	12.2% [14.1%]
Social Services	\$1,490,985 [19%+]	5.8% [4.9%]
Aging and Adult Services	\$838,682 [0%]	3.2% [3.2%]
Other Agencies	\$153,944 [12%+]	0.6% [0.5%]
TOTAL	\$25,712,732 [1%-]	100%

22



23



24

Overview of Home and Community Care Block Grant (HCCBG)



- General Assembly established HCCBG in July 1992
- Combined federal Older Americans Act, Social Services Block Grant (SSBG) in support of respite, and relevant State Appropriations
- Gave counties greater discretion and authority in determining services, service levels, and providers
- Counties choose among 17 eligible services
- Focus on supporting frail elderly at home, improving physical & mental health, assisting with access to services & information, providing family caregiver relief, and helping seniors remain active

25

Development of the County Funding Plan—County Board of Commissioners' responsibilities for the planning, coordination, and implementation of the county funding plan:

- Designation of an agency or office within the county with lead responsibility for planning and coordination of the county funding plan. **The designation can be for more than one (1) year. The length of designation is at the discretion of the board of commissioners.**
- Appointment of a committee to serve as a Block Grant Advisory Committee to the lead agency for planning and coordination in the development of the county funding plan. **The length committee members' appointment is determined by the board of commissioners.** The Division strongly recommends that older adults comprise no less than 1/3 of Advisory Committee membership.
- Ensuring that the county funding plan is in compliance with budgetary instructions provided by the Division of Aging and Adult Services.
- Submission of the recommended county funding plan to the area agency on aging and entering into a grant agreement with the Area Agency on Aging.

26

HCCBG Services

Chatham's HCCBG services in SFY 2020-21 and Proposed for SFY 2021-22

Adult Day Care	Health Screening	Mental Health Counseling
Adult Day Health Care	Home-Delivered Meals	Senior Center Operations
Care Management	Housing & Home Improvement	Senior Companion
Congregate Nutrition	Information and Options Counseling	Skilled Home (Health) Care
Group Respite	In-Home Aide (levels I, II, III, IV)	Transportation
Health Promotion & Disease Prevention	Institutional Respite Care	Volunteer Program Development

27

Chatham's HCCBG Service Selection— Rationale

- Core Long-Term Services and Supports = In-home aide and Home-delivered meals
- Person-centered Information Brokerage = Information and Options Counseling and Senior Center Operations
- Wellness and Primary and Secondary Prevention = Congregate Nutrition and Senior Center Operations
- Volunteer Program Development = core to provision of many other services
- Other funding sources (e.g., County, DOT, federal Family Caregiver Support, United Way, COVID-specific funds, private grants, donations) support other vital services (e.g., general and medical transportation, caregiver respite, minor home modification and repair, emergency assistance).

28

Other Factors Considered in Proposed Funds Allocation and Projected Clients & Service Units

- Post-COVID operations
- Renovation of Pittsboro/Eastern Center
- Increase among 'oldest-old'
- Need to continue/expand support of consumer-directed approach for some in-home aide clients
- Cost of providing in-home aide service
- Use of Golden Corral for provision of meals instead of producing them in-house
- Need to maintain an adequate level of qualified personnel
- Time-frame for expenditure of COVID-related funds

29

Service Definitions

In-Home Aide

The provision of paraprofessional services which assist functionally impaired older adults and/or their families with essential home management, personal care and/or supervision necessary to enable the older adult to remain at home as long as possible.

Home-Delivered Meals [Meals-on-Wheels]

The provision of a home delivered meal that provides 1/3 of the Recommended Daily Dietary Allowance to a home-bound older adult.

Service Definitions

Information and Options Counseling

A service designed to link persons with resources available to meet their needs and/or interests. The primary goal is to provide a continuum of access services (information, assistance and options counseling) to facilitate informed decision-making about the range of long-term services and supports and serve a key role in the streamlined access to supports.

Senior Center Operations

Operation of a multipurpose senior center includes the provision of a broad spectrum of services and activities for older adults. The primary objectives of a multipurpose senior center include: the centralized provision of services which address the special needs of older adults; opportunities for older adults to become more involved in the community; and the prevention of loneliness and premature institutionalization by promoting personal independence and wellness.

31 31

Service Definitions

Congregate Nutrition

A service which assists older adults, their families and others acting on behalf of older adults, in their efforts to acquire information about programs and services and to assist older persons with obtaining appropriate services to meet their needs. Options Counseling provides guidance to individuals as they make informed choices about long-term services and supports.

Volunteer Program Development

The development of a systematic process of utilizing volunteers of all ages to support community services for older adults.

32 32

Service Priorities

Once community service providers have determined that individuals meet the eligibility criteria for a given service as specified in the service standard, individuals must be served in the following priority order:

1. Older adults for whom the need for Adult Protective Services has been substantiated by the local department of social services and the service is needed as part of the adult protective service plan.
2. Older adults who are at risk of abuse, neglect, and/or exploitation.
3. Older adults with extensive impairments in activities of daily living (ADL's), or instrumental activities of daily living (IADL's), who are at risk of placement or substitute care.
 - "ADL's" include: eating, dressing, bathing, toileting, bowel and bladder control,
 - transfers, ambulation and communication (ability to express needs to others e.g.
 - speech, written word, signing, gestures, communication devices).
 - "IADL's" include: meal preparation, medication intake, cleaning, money management,
 - phone use, laundering, reading, writing, shopping and going to necessary activities.
4. Older adults with extensive ADL or IADL impairments.
5. Older adults with less extensive (1-2) ADL or IADL impairments.
6. Well Older Adults.

33 33

SFY 2021-2022 County Funding for Home and Community Care Block Grant (HCCBG)

COUNTY/REGION	CARE-GIVER	SSBG/ST ADC	SSBG/ST In-Home	ProRate Eastern Band	SFY 2022 HCCBG 3/3/2022	SFY 2021 HCCBG 3/15/20	Comparison 2022 vs 2021 3/3/2021
CHATHAM	0	5,227	13,862		616,475	610,751	100.94%
DURHAM	0	41,319	81,799		1,386,611	1,361,094	101.87%
JOHNSTON	0		58,194		1,056,545	1,007,683	104.85%
LEE	0				405,179	410,526	98.70%
MOORE	0	7,970	34,099		795,939	790,144	100.73%
ORANGE	0		25,123		689,649	660,551	104.41%
WAKE	0	152,291	161,083		3,613,552	3,532,047	102.31%
REGION J	0	206,807	374,160		8,563,950	8,372,796	102.28%

\$793 of the \$610,751 in SFY 2021 went to the III-B Ombudsman Program at TJCOG Area Agency on Aging

**Supplemental 5 COVID nutrition funding for MOW & possibly
Congregate as take out (no group dining)**

Chatham	7.11%	\$	50,905
Durham	15.91%	\$	114,003
Johnston	12.41%	\$	88,887
Lee	4.56%	\$	32,698
Moore	9.17%	\$	65,728
Orange	7.99%	\$	57,265
Wake	42.84%	\$	306,932
Region J	100.00%	\$	716,419

Supplemental 5 will be available for use between July 1, 2021 and September 30, 2022.

35

Review of Proposed County Funding Plan

Service	Initial FY 19-20	FY 20-21	Proposed FY 21-22
Senior Center Operations	\$119,562	\$119,562	\$119,562
Cong Nutrition	\$95,000	\$95,000	\$95,000
HD Meals	\$116,218	\$116,218	\$116,218
Info & Options Counseling	\$62,000	\$69,891	\$69,891
In-Home Aide (II/III)	\$147,587	\$147,587	\$147,587
HPDP	\$20,300	\$20,300	\$20,300
Vol Development	\$41,400	\$41,400	\$47,917
Total	\$602,067	\$609,958	\$616,475

36

Potential for Additional State Funding

"There's a lot of areas where we have some real concerns about the waiting list on a number of programs," said state Sen. Jim Burgin, R-Harnett, a co-chair of the Senate Appropriations Committee on Health and Human Services. "We're going to try to take a big hit at that. I think people are going to like some of the things that we're working on and some of the areas where I want to take care of children, elderly and those who are disabled."

37

Federal Outlook

- Biden's initial budget request states the discretionary request builds on significant investments provided in the American Rescue Plan Act of 2021 by providing additional resources for the Administration for Community Living to help older adults and people with disabilities maximize their independence and well-being. The discretionary request provides relief to caregivers and families, including \$551 million for home and community-based services, doubles funding for the Lifespan Respite Care program, increases resources for meal programs for older Americans, and expands services for individuals with disabilities.
- [Mary Warren] *"We are anticipating receiving more COVID funding for OAA services through the American Rescue Plan and I will share that information when it becomes available. As of today (March 25th), NC DAAS has not yet received their notice of funding for this."*

38

Your Actions Requested....

- ❑ Review and recommend proposed County Funding Plan for the Home and Community Care Block Grant for Fiscal Year July 1, 2021 through June 30, 2022
- ❑ Recommend use of any additional HCCBG funds (federal and/or state) received this year
- COA suggests applying any increased HCCBG funding to Senior Center Operations first as needed, followed by Nutrition programs (Congregate and Home-delivered depending on trend), and then In-Home Aide and Information/Options Counseling respectively.

39



We Keep in Mind that
Many Depend on Us...



Life's most persistent and urgent
question is—"What are you doing for
others?"

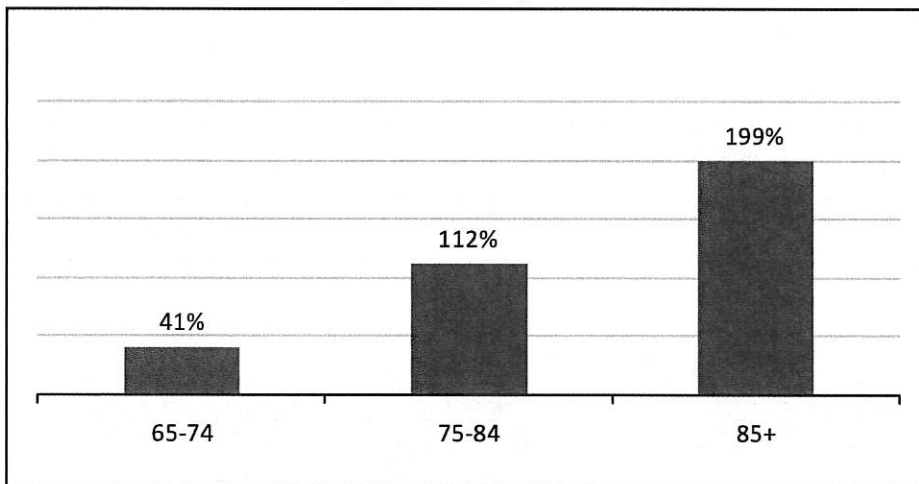
—Rev. Martin Luther King, Jr.

Chatham

Aging profile, 2019

Ages	2019		2039		% Change (2019-2039)
	#	%	#	%	
Total	75,705		105,285		39.1%
0-17	13,927	18%	16,796	16%	20.6%
18-44	20,635	27%	27,078	26%	31.2%
45-59	15,672	21%	18,230	17%	16.3%
60+	25,471	34%	43,181	41%	69.5%
65+	19,727	26%	36,183	34%	83.4%
85+	2,572	3%	7,682	7%	198.7%

Projected Growth by Age Groups (2019-2039)



Population 65 and Over

Race/Ethnicity	County	County(%)	NC	NC(%)
White alone	14,856	86.7%	1,298,982	79.8%
Black or African American alone	1,984	11.6%	272,012	16.7%
American Indian and Alaska Native alone	0	0.0%	15,047	0.9%
Asian alone	217	1.3%	23,082	1.4%
Some other race	0	0.0%	7,525	0.5%
Two or more races	72	0.4%	11,007	0.7%
Hispanic or Latino (of any race)	406	2.4%	32,865	2.0%
White alone (Not Hispanic or Latino)	14,450	84.4%	1,276,004	78.4%

Chatham

Characteristics of people 65 and over	County	County (%)	NC	NC (%)
Speak English less than "very well"	379	2.2%	37,850	2.3%
Veterans	2,591	15.1%	297,659	18.3%
In group quarters	463	2.7%	44,153	2.7%
Living alone	4,234	24.7%	429,611	26.4%
In labor force	3,347	19.5%	272,686	16.7%
High school graduate, GED, or alternative	4,243	24.8%	501,974	30.8%
Less than high school graduate	1,791	10.5%	267,841	16.5%
With one or more disabilities	5,278	31.6%	557,934	35.1%
Below 100% poverty level	1,026	6.2%	145,021	9.1%
In 100%-199% poverty level	2,989	17.9%	339,405	21.4%

Grandparents....

	County	NC
Grandparents (age 30+) responsible for grandchildren under 18 years	428	92,766
Grandparents (age 60+) responsible for grandchildren under 18 years	155	39,348

Top five leading causes of death, age 65 and over

Rank	Cause	# of deaths	% of total deaths
1	Cancer	149	24
2	Diseases of the heart	127	20
3	Alzheimer's disease	39	6
3	Cerebrovascular disease	39	6
5	Chronic lower respiratory diseases	35	6

*%'s are given as a percentage of age group

References:

NC Office of State Budget and Management, Vintage 2019, population projections, Vintage 2039.
<http://www.osbm.ncgov/facts-figures/demographics>

NC State Center for Health Statistics. Leading causes of death, 2019

US Census Bureau. American Community Survey, 2015-2019, five year estimates.

North Carolina Population Change

Age	2019		2039		% Change 2019-2039
	#	%	#	%	
Total	10,487,088		12,706,544		21%
60+	2,382,240	23%	3,404,725	27%	43%
65+	1,735,619	17%	2,705,349	21%	56%
85+	190,083	2%	410,591	3%	116%

NC growth by age groups 2019- 2039
 65-74(29%) 75-84(87%) 85+(116%)

Table 1V. Schedule of Expenditures by County, Funding Source, Service and Service Category for Clients 60+ Years of Age: SFY 2019-2020

Chatham			
	Category	Clients	Expenditure
Department of Transportation			
Elderly and Disabled Transportation Assistance Program	6		\$92,804
	Total:		\$92,804
Division of Aging and Adult Services			
Congregate Nutrition	6	204	\$107,566
Congregate Nutrition-COVID	6	72	\$12,462
Families First Coronavirus Act (FF) - Congregate Meals	6	83	\$24,181
Families First Coronavirus Act (FF) - Home Delivered Meals	4	63	\$25,192
Family Caregiver Support Program	6		\$50,852
Health Promotion/Disease Prevention	3		\$37,364
Home Delivered Meals	4	76	\$138,743
Information and Options Counseling	6		\$68,889
In-Home Level II	4	16	\$120,775
In-Home Level III	4		\$41,794
Legal Services	6		\$3,718
Senior Center	6		\$161,150
Volunteer Program Development	6		\$45,996
	Total:		\$838,682
Division of Health Benefits (NC Medicaid)			
ACH-PCS Basic/Enhanced	1	129	\$662,730
ACH-Transportation	1	129	\$12,744
CAP/CHOICE	4	7	\$113,131

CAP/DA	4	71	\$1,383,042
Clinics	3	203	\$93,703
Dental	3	347	\$118,510
HMO	2	1,211	\$1,819,046
Home Health	4	371	\$442,459
Hospice	4	44	\$656,443
Inpatient Hospital	5	149	\$781,279
Lab & XRay/Physicians	3	1,188	\$697,304
Medicare Part A&B Premiums	2	1,521	\$1,920,305
Medicare Part D Clawback	2	960	\$923,902
Nursing Homes	5	312	\$8,431,359
Other Care	3	333	\$100,132
Other Practitioners	3	332	\$18,229
Outpatient Hospital	3	682	\$741,556
Prescribed Drugs	3	358	\$403,302
Regular Personal Care (PCS)	4	120	\$783,419
Total:			\$20,102,595

Division of Mental Health/Developmental Disabilities/Substance Abuse Services

Alcohol Rehabilitation Centers	5	4	\$74,464
Developmental Disabilities	3	18	\$109,791
Mental Health	3	86	\$76,504
Mental Retardation Centers	5	4	\$1,235,896
Psychiatric Hospitals	5	6	\$1,590,940
Substance Abuse	3	21	\$38,931
Total:			\$3,126,526

Division of Services for the Blind

Adjustment Services for the Blind and Visually Impaired	6	7	\$1,575
---	---	---	---------

Independent Living Rehabilitation Program	3	3	\$366
Rehabilitation	3		\$1,319
	Total:		\$3,260
Division of Social Services			
Energy Assistance - LIEAP	2	324	\$126,690
Energy Assistance -CIP	2	234	\$87,149
Food and Nutrition Services	2	910	\$821,175
Food and Nutrition Services-COVID	2	782	\$137,567
Special Assistance: Adult Care Home	1	54	\$241,387
Special Assistance: In-Home	4	17	\$77,017
	Total:		\$1,490,985
Division of Vocational Rehabilitation			
Independent Living	3	8	\$44,774
Vocational Rehabilitation	6	13	\$13,106
	Total:		\$57,880
	County Total		\$25,712,732

DAAS-731 (Rev. 2/16)																	
Home and Community Care Block Grant for Older Adults																	
County: Chatham																	
July 1, 2021 through June 30, 2022																	
County Funding Plan																	
County Services Summary																	
	A				B	C	D	E	F	G	H	I					
	Access	In-Home	Other	Total													
Services	Block Grant Funding				Required Local Match	Net Service Cost	NSIP Subsidy	Total Funding	Projected HCCBG Units	Projected Reimbursement Rate	Projected HCCBG Clients	Projected Total Units					
Sr. Ct Operations			119562		13285	132847		132847									
Congregate Nutrition			95000		10556	105556		105556	9723	10.8567	190	17500					
Home Delivered Meals		116218			12913	129131		129131	13589	9.5028	90	22000					
Info & Opt Counseling	69891				7766	77657		77657			900						
In Home Aide LV II		112087			12454	124541		124541	4982	25	22	20077					
In Home Aide LV III		35500			3944	39444		39444	1578	25	9	2442					
Health Promo/Disease Prevention					0	0		0			325						
Volunteer Development			20300		2256	22556		22556									
			47917		5324	53241		53241			250						
					0	0		0									
					0	0		0									
					0	0		0									
					0	0		0									
					0	0		0									
					0	0		0									
Total	69891	263805	282779	616475	68497	684973	0	684973	29872		1786	62019					
Signature, Chairman, Board of Commissioners																	
Date																	

