



CHATHAM  
HEALTH ALLIANCE  
BUILDING COMMUNITY THROUGH COLLABORATION

UNC  
HEALTH<sup>®</sup>  
Chatham



# 2024 Community Assessment

Chatham County

# About the Community Assessment

- Partnership between Chatham Health Alliance, Chatham County Public Health Department and UNC Health Chatham
- **How is the Community Assessment used?**
  - Meet CCPHD and Chatham Hospital accreditation
  - Understand community needs
  - Grant writing
  - Strategic planning for CHA, CCPHD, and Hospital.



# Report At a Glance

## Chapters

- Background
- County Description
- Data Collection Process
- Health Impact Priorities
- Life Expectancy
- Basic Necessities
- Physical Health
- Mental Health
- Healthcare
- Community
- Family and Education
- Sexual and Reproductive Health
- Substance Use
- Built Environment and Economy
- Environmental Health
- Safety
- Infectious Disease

## Acknowledgements and Appendices

- Sponsors
- Survey Data + Methodology
- Focus Group Data + Methodology



# Key Findings



CHATHAM  
HEALTH ALLIANCE  
BUILDING COMMUNITY THROUGH COLLABORATION

UNC  
HEALTH®  
Chatham



- Health gaps continue to affect many areas of well-being in Chatham County.
- Ongoing concerns include mental health, substance use, transportation, and jobs, with new priorities like healthcare access and youth activities.
- Growth in Chatham County brings both new opportunities and new challenges.



# Community Priorities

1

**Infrastructure and Environment**

2

**Housing and Social Services**

3

**Healthcare**



**CHATHAM  
HEALTH ALLIANCE**  
BUILDING COMMUNITY THROUGH COLLABORATION

**UNC  
HEALTH®  
Chatham**



Chatham County Community Survey. Chatham Health Alliance. 2024.

# Health Impact Priorities

- **Healthcare Access**

- 1 in 12 Chatham County adults said they did not have a health provider they usually visited when they were sick or needed advice about their health.

- **Activities for Youth and Young Adults**

- **12%** of Chatham County youth are considered “Opportunity Youth,” or youth ages 16–24 who are not working or in school.

- **Substance Use: Treatment and Support**

- Among Chatham County residents who looked for help with drug use, **26.4% found that help was available to them, 26.4% said it was easy to find, 20.3% said it was high quality, and 20.3% said it was affordable.**
  - 67.4% said it was none of the above.

Chatham County Community Survey. Chatham Health Alliance. 2024.



# Data Overview

- **Basic Necessities**

- *Housing*

- Median monthly housing costs rose nearly 10%<sup>1</sup>

- **\$983** to **\$1076** (2020-2022)

- *Food Insecurity*

- 12.6% of Chatham residents were food insecure<sup>2</sup>

- Average meal costs have increased by over **\$0.70** since 2019, now **\$4.27**<sup>2</sup>

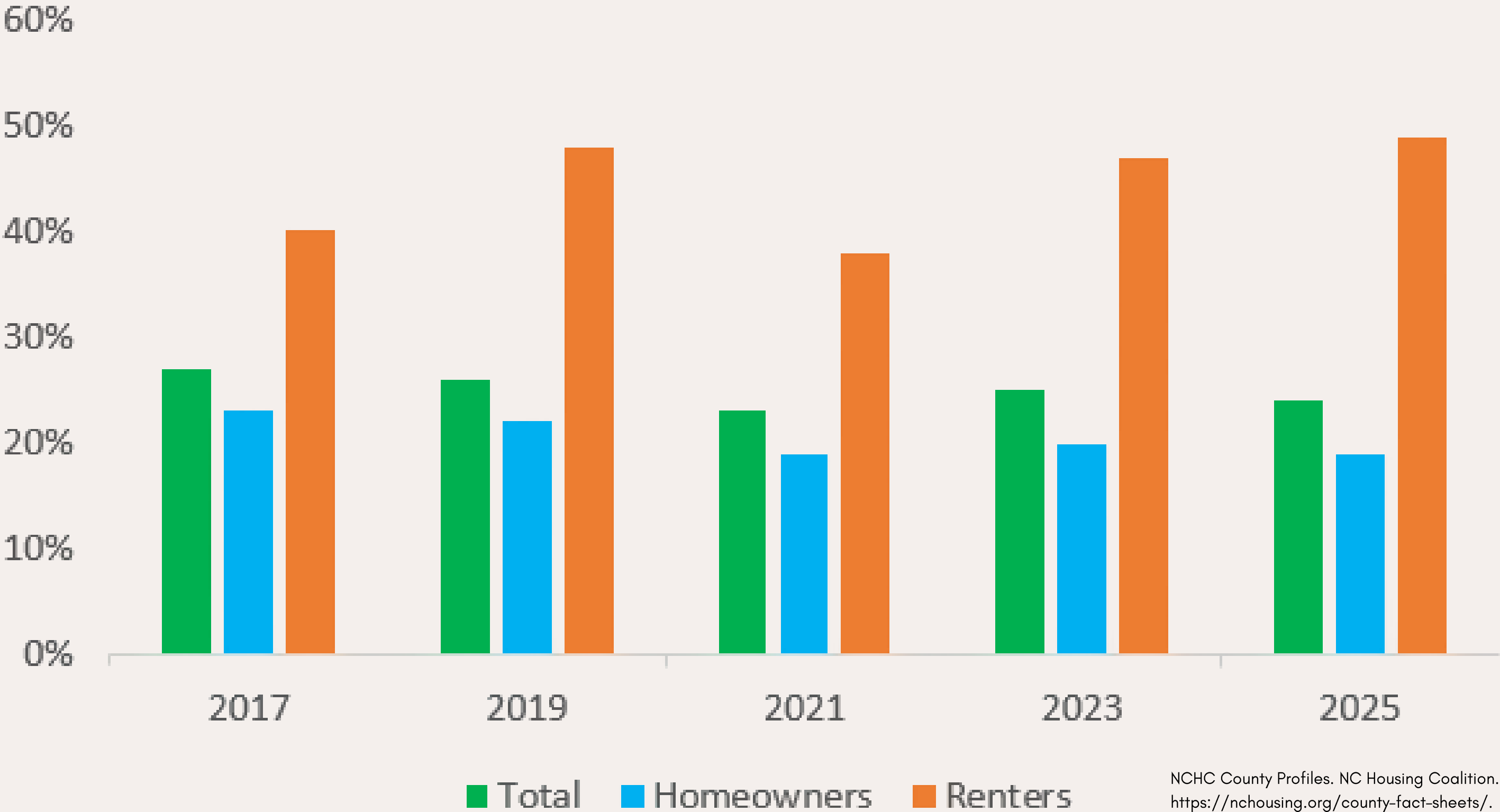


<sup>1</sup>S2503: Financial Characteristics. 2022: ACS 5-Year Estimates Subject Tables. United States Census.

<https://data.census.gov/table/ACSST5Y2022.S2503?q=S2503:%20Financial%20Characteristics&g=160XX00US3761860>

<sup>2</sup>Map the Meal Gap. Feeding America. <https://map.feedingamerica.org/county/2022/overall/north-carolina>.

# Cost Burden Rates in Chatham County





# Data Overview

- **Mental Health**

- In 2024, **26.4%** of Chatham adults reported that they had been diagnosed with depression or anxiety<sup>1</sup>
- In 2021, **40.5%** of Chatham County high school students said they had felt sad or hopeless almost every day for two or more weeks in a row<sup>2</sup>
  - Highest for Black female students

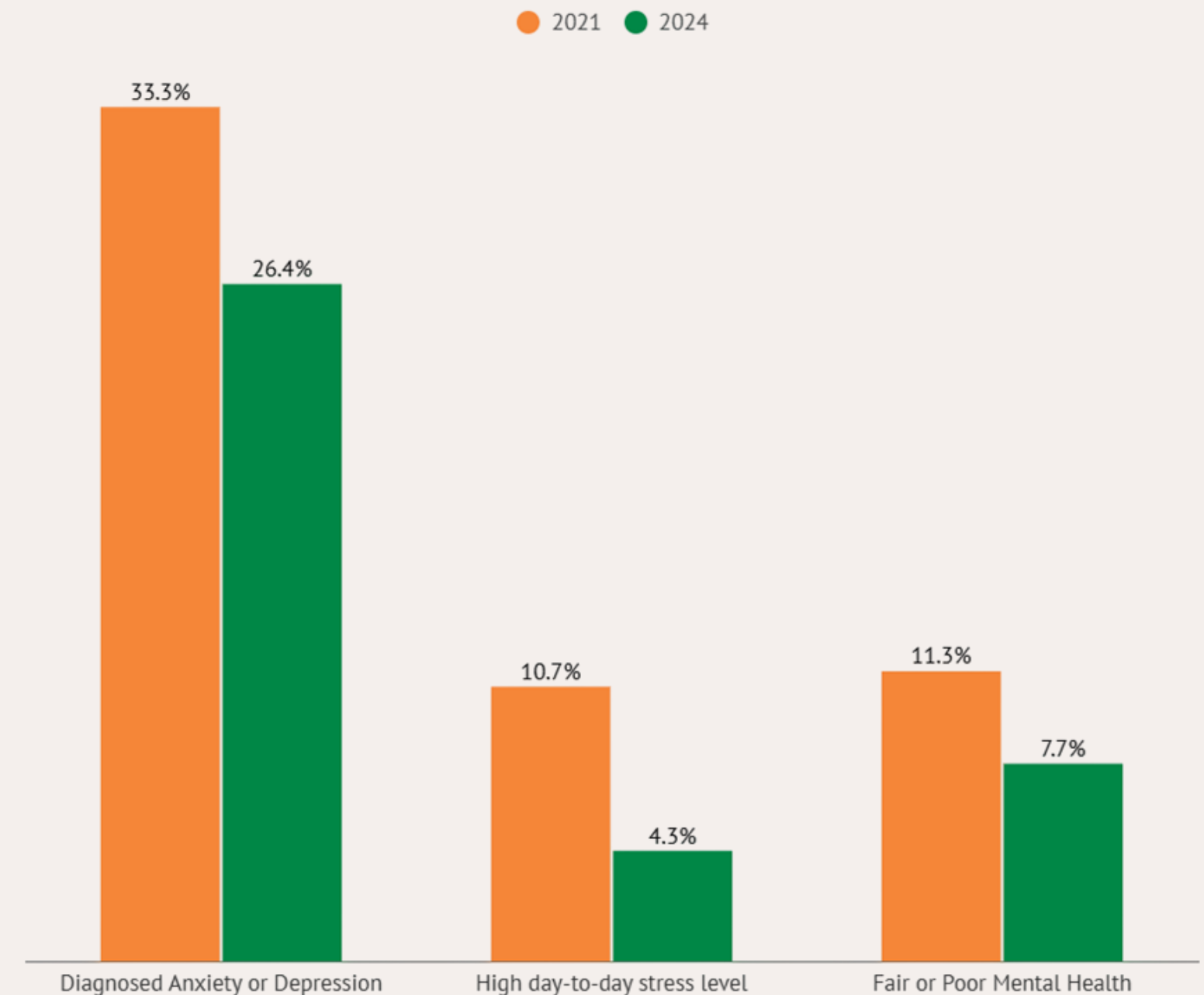
<sup>1</sup>Chatham County Community Survey. Chatham Health Alliance. 2024

<sup>2</sup>Chatham County High School Youth Risk Behavior Survey. Chatham County Schools. 2021.

<sup>3</sup>Chatham County Community Survey. Chatham County Public Health Department. 2021.



Several key mental health indicators have improved among adults in Chatham County from 2021 to 2024.



# Data Overview

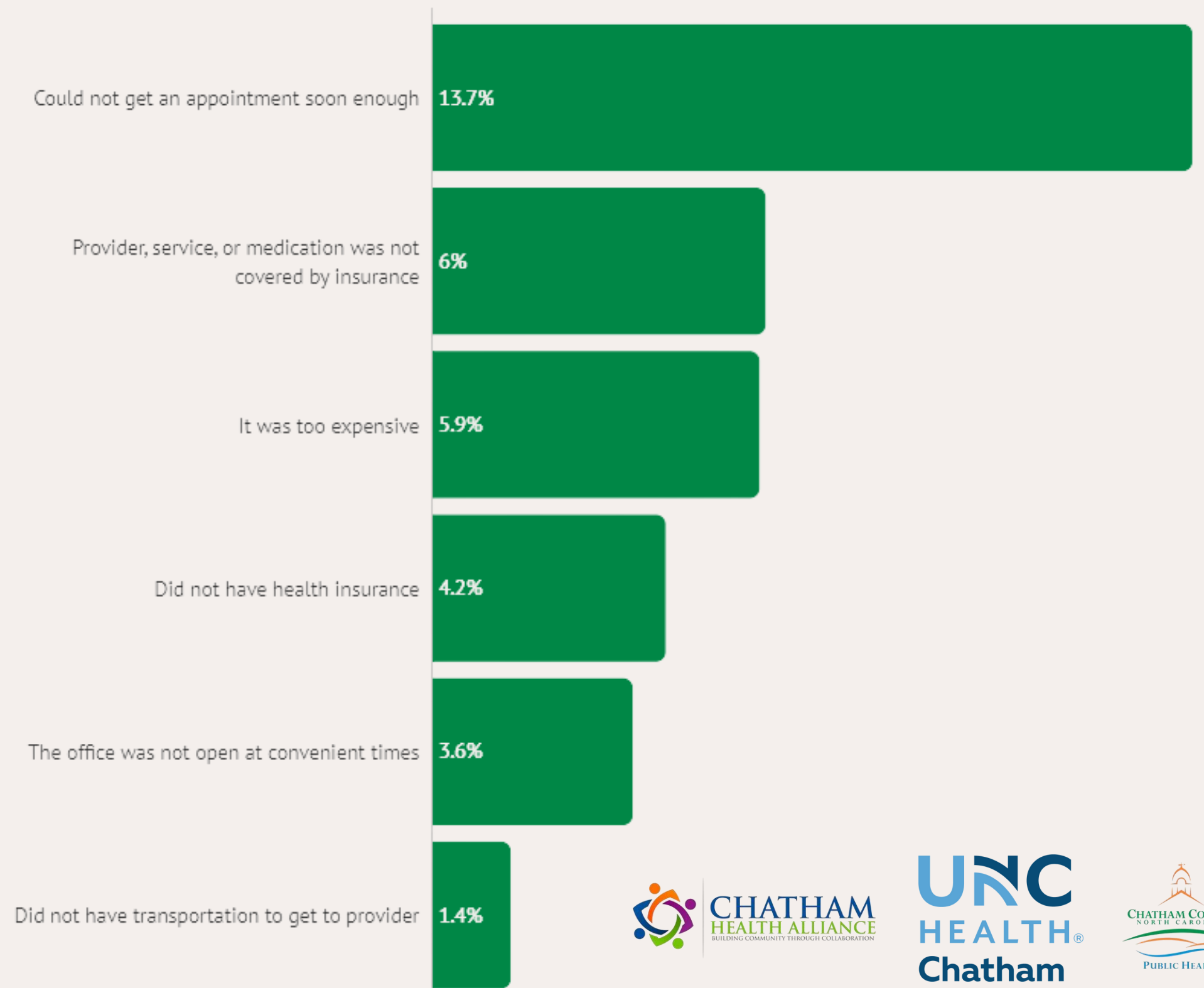
- **Healthcare**

- Around **1 in 8** Chatham County adults do not have health insurance<sup>1</sup>
  - Hispanic/Latino adults in Chatham County were much more likely to report they did not have health insurance in the past year<sup>2</sup>
- About **26%** of Chatham residents without a regular healthcare provider say lack of health insurance is a barrier.<sup>2</sup>

<sup>1</sup>S2701: Selected Characteristics of Health Insurance Coverage in the United States: 2023 ACS 1-Year Estimates Subject Tables Chatham. <https://data.census.gov/table/ACSSTIY2023.S2701?q=Health+Insurance&g=050XX00US37037>.

<sup>2</sup> Chatham County Community Survey. Chatham Health Alliance. 2024.

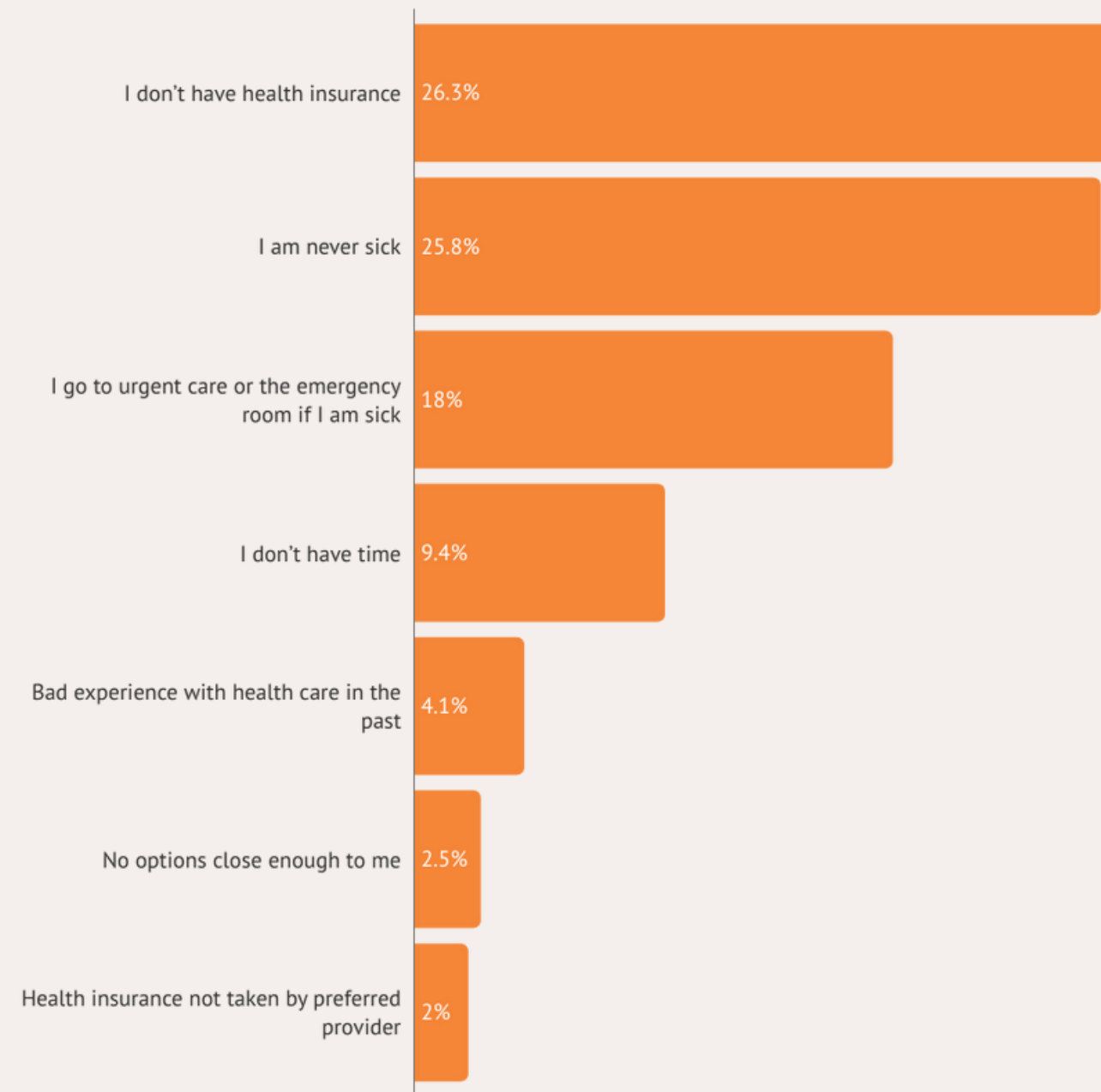
**Not being able to get an appointment soon enough is the top barrier to healthcare access in Chatham County.**



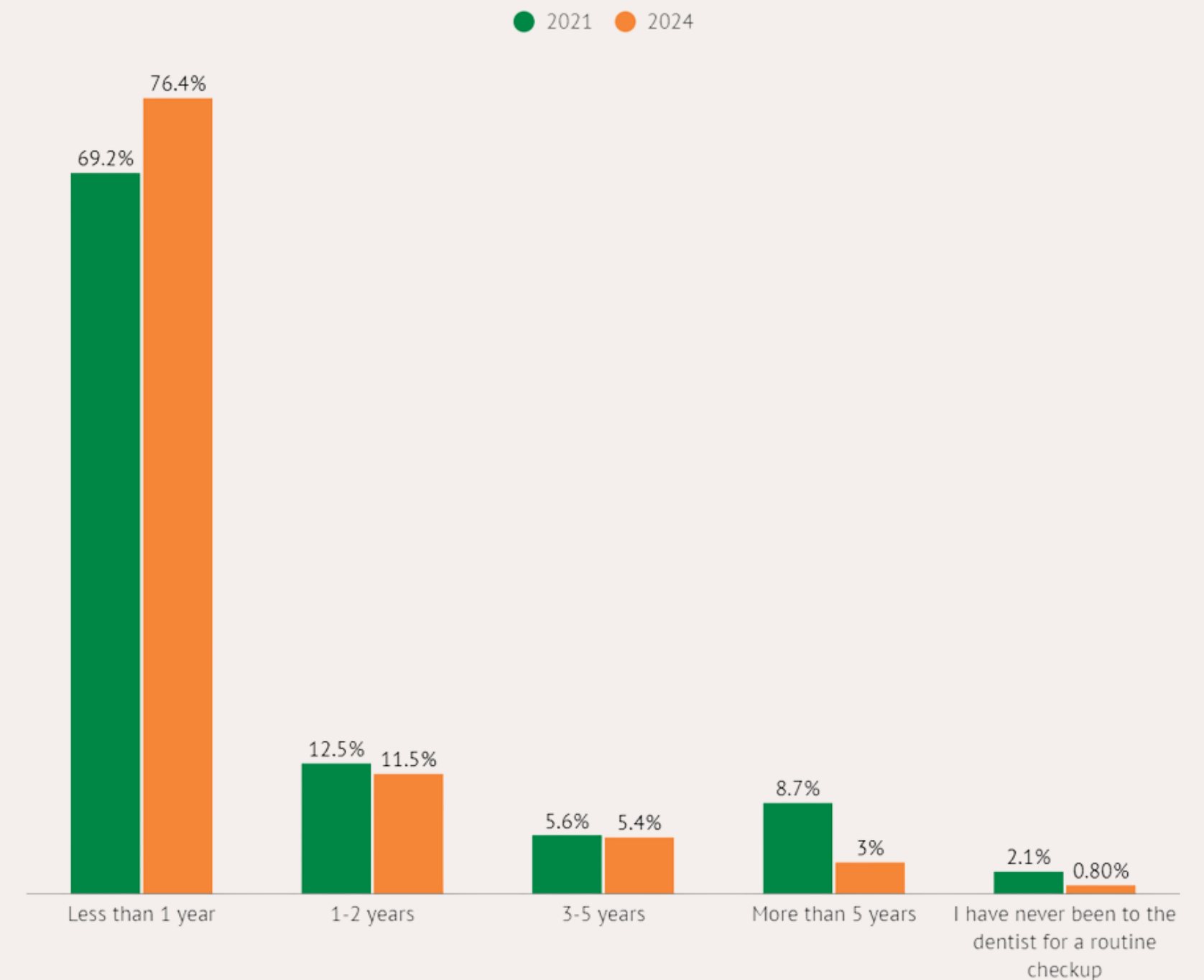
# Data Overview



Not having health insurance is the top barrier to having a regular health provider in Chatham County.



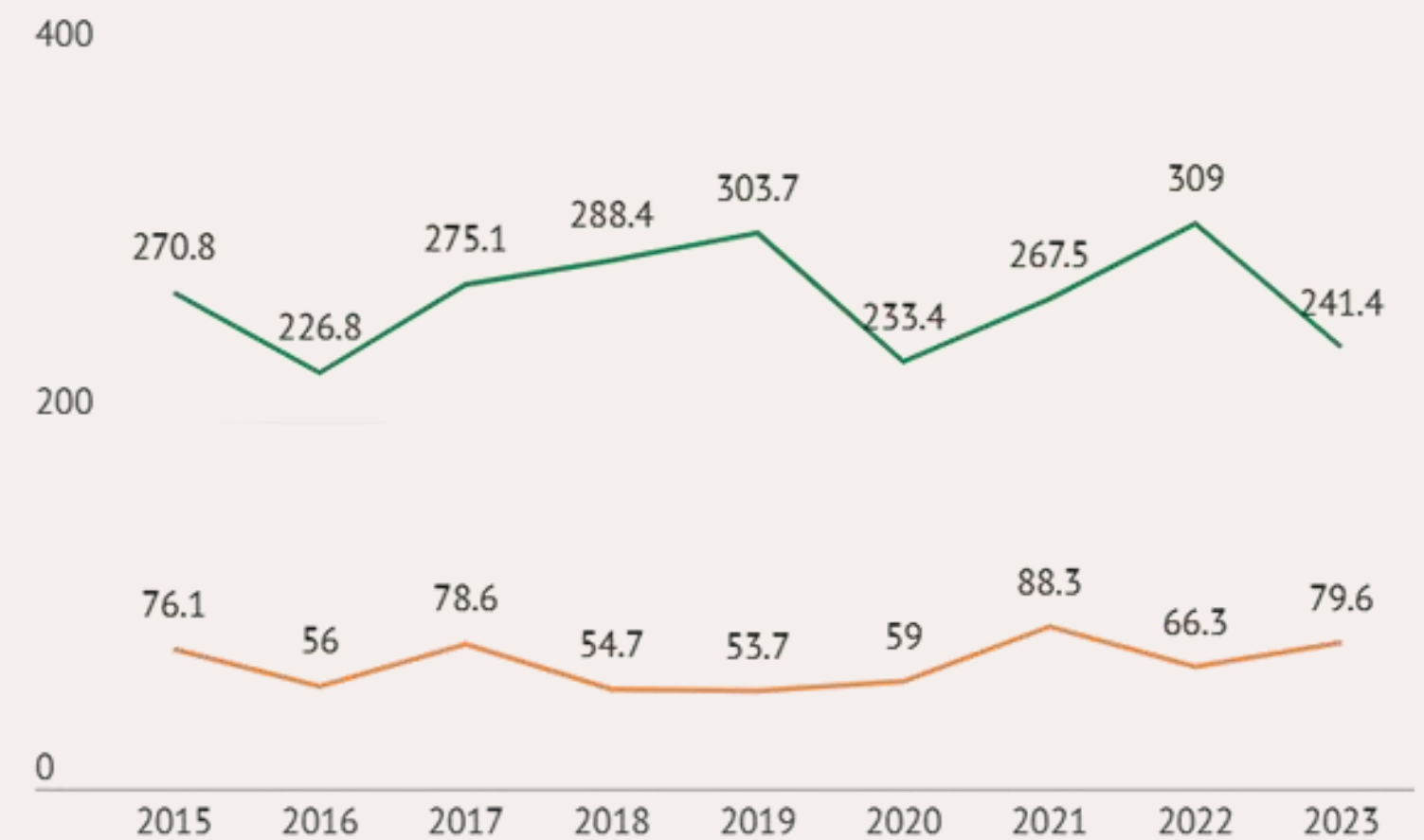
Chatham County residents were more likely to report a recent routine dental visit in 2024 vs. 2021.



# Data Overview

- **Sexual and Reproductive Health**
  - In Chatham County, the most common STIs are chlamydia and gonorrhea<sup>1</sup>
    - Chatham has fewer reported cases per population than North Carolina or the U.S.

Rates of **Chlamydia** in Chatham County have decreased, while **Gonorrhea** rates remain flat.

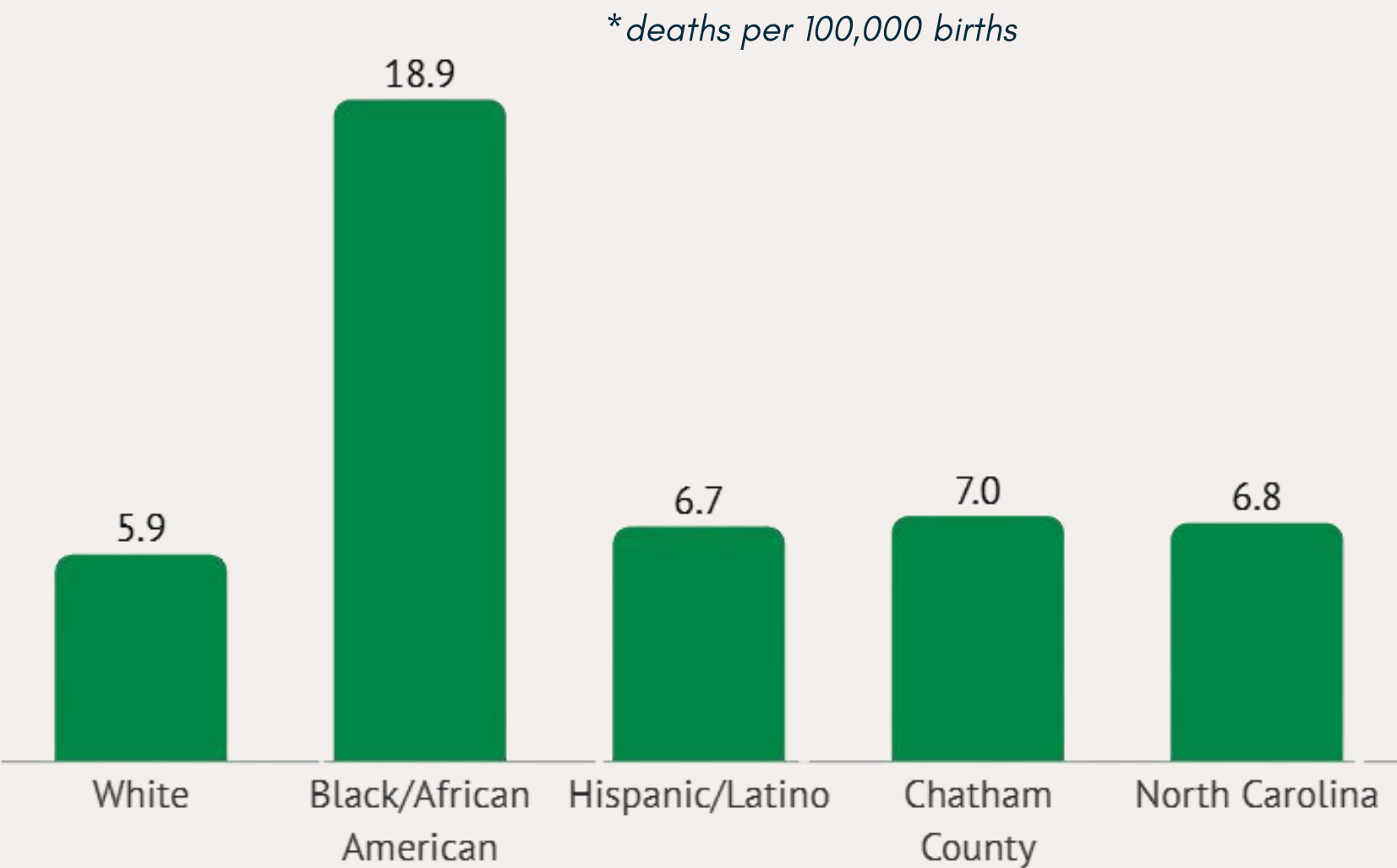


<sup>1</sup>NCDHHS. NCD3: North Carolina Disease Data Dashboard. <https://epi.dph.ncdhhs.gov/cd/figures.html>.



# Data Overview

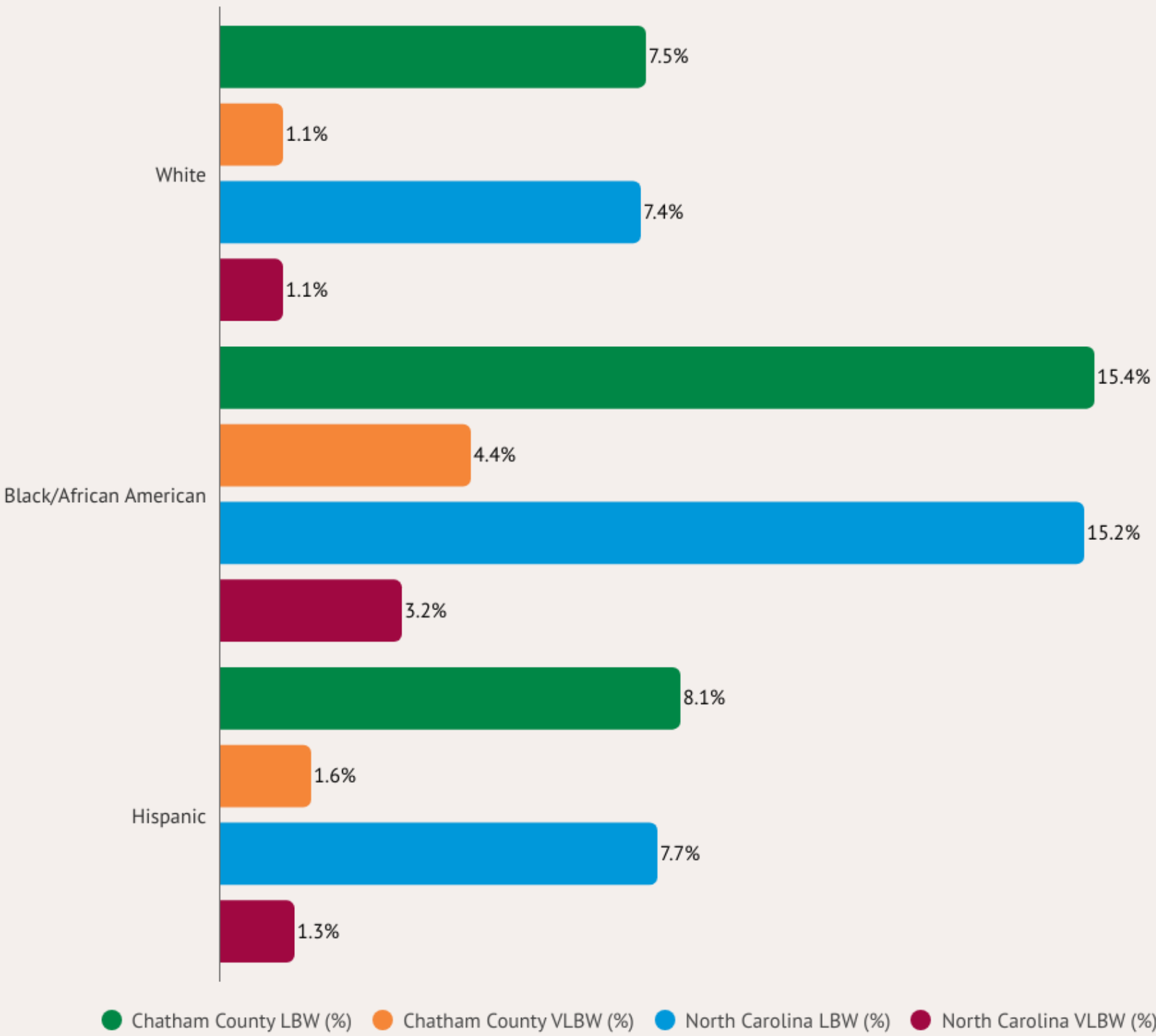
Infant mortality for Black/African American Chatham County residents is higher than for other groups.



Chatham County Community Survey. Chatham Health Alliance. 2024.

Black/African American residents experience a higher percentage of low and very low birth weights in the county and the state.

This is also true for Hispanic/Latino residents.





# Data Overview

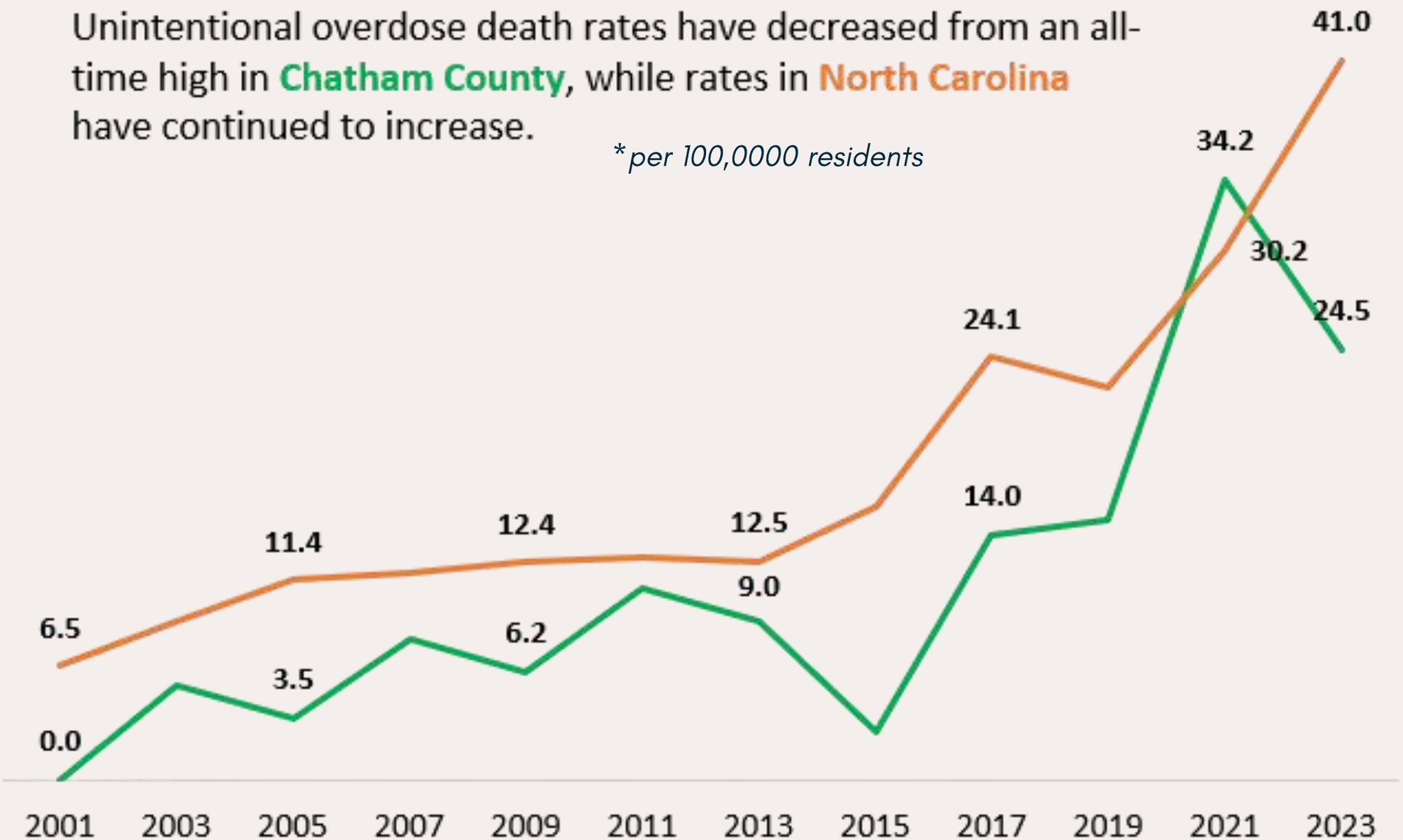
- **Substance Use**

- **2.4%** of Chatham County adults reported using illicit substances in the past year (2024)<sup>1</sup>
- Chatham County had **37.4 opioid overdose ER visits per 100,000** residents (vs. NC 119 per 100k)<sup>2</sup>
  - **40% decline from 2023**



Unintentional overdose death rates have decreased from an all-time high in **Chatham County**, while rates in **North Carolina** have continued to increase.

*\*per 100,000 residents*



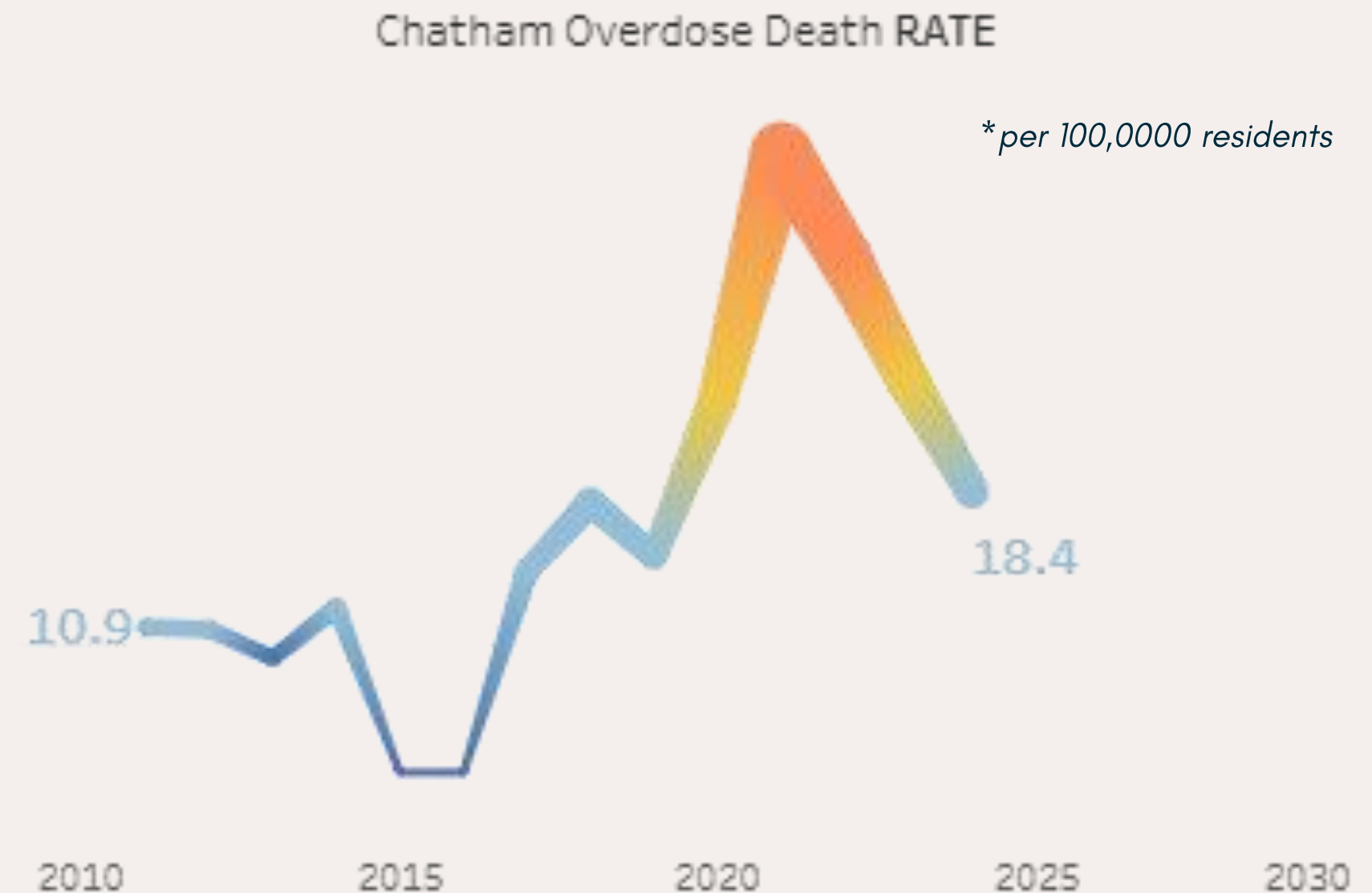
<sup>1</sup>Chatham County Community Survey. Chatham Health Alliance. 2024.

<sup>2</sup>Opioid and Substance Use Action Plan Data Dashboard. NC Department of Health and Human Services. <https://www.ncdhhs.gov/opioid-and-substance-use-action-plan-data-dashboard>.

# Data Overview

- **Substance Use**

- 2024 Overdose Death Rate
  - **25%** decrease from 2023<sup>1</sup>
    - *18.4 per 100,000 residents vs 24.5*
  - Mirrors local and national trends



<sup>1</sup>Opioid and Substance Use Action Plan Data Dashboard. NC Department of Health and Human Services. <https://www.ncdhhs.gov/opioid-and-substance-use-action-plan-data-dashboard>.

# Data Overview



- **Built Environment and Economy**

- *Infrastructure*

- **1 in 5** Chatham County adults want more sidewalks and bike lanes to improve health and quality of life.<sup>1</sup>

- *Transportation Barriers*

- No sidewalks (**1 in 7 adults**)<sup>1</sup>
      - Hispanic/Latino adults were more likely to report not being able to afford gas.
      - Women were more likely to report not being able to afford a vehicle.



# Data Overview



- **Environmental Health and Equity**

- *Water Quality*

- **57%** of residents who prioritized infrastructure and the environment said water quality was their top concern.<sup>1</sup>
    - **21%** of Chatham County wells test above the maximum contaminant level for iron and **33%** test above for manganese (out of 1,544 and 1,539 tested wells)<sup>2</sup>

- *Heat*

- Heat-related emergency room visits increased by **30%** in 2024 (vs. 2021)<sup>3</sup>



<sup>1</sup>Chatham County Community Survey. Chatham Health Alliance. 2024.

<sup>2</sup>North Carolina Department of Health and Human Services. Chatham County Well Water Quality. North Carolina Department of Health and Human Services, [https://epi.dph.ncdhhs.gov/oe/wellwater/county\\_A-I/chatham.pdf](https://epi.dph.ncdhhs.gov/oe/wellwater/county_A-I/chatham.pdf).

<sup>3</sup>Chatham News & Record. Chatham County Makes Plan to Keep Cool. June 27, 2024. <https://chathamnewsrecord.com/stories/chatham-county-makes-plan-to-keep-cool,16993>.

# Next Steps

- **2024 Community Assessment reveals improvements to health in the county, while disparities remain**
- Our plan to disseminate the Community Assessment includes:
  - *A large book*
  - *A small booklet*
  - *Community presentations*
  - *Media (TV, radio and more)*
  - *Social Media*
- Print materials will be available for the public



# Contact Us

- **Kyle Pasche**
  - *Communications Strategist*
  - *[kyle.chambers@chathamcountync.gov](mailto:kyle.chambers@chathamcountync.gov)*
- **Alec Higgins**
  - *Population Health Data Scientist*
  - *[alec.higginse@chathamcountync.gov](mailto:alec.higginse@chathamcountync.gov)*
- **Jiona Mills**
  - *Community Engagement Specialist*
  - *[jiona.mills@chathamcountync.gov](mailto:jiona.mills@chathamcountync.gov)*



**Report available online: [www.chathamcountync.gov/healthreports](http://www.chathamcountync.gov/healthreports)**