



CHATHAM
HEALTH ALLIANCE
BUILDING COMMUNITY THROUGH COLLABORATION

UNC
HEALTH[®]
Chatham



2024 Community Assessment

Chatham County

About the Community Assessment

- Partnership between Chatham Health Alliance, Chatham County Public Health Department and UNC Health Chatham
- **How is the Community Assessment used?**
 - Meet CCPHD and Chatham Hospital accreditation
 - Understand community needs
 - Grant writing
 - Strategic planning for CHA, CCPHD, and Hospital



Report At a Glance

Chapters

- Background
- County Description
- Data Collection Process
- Health Impact Priorities
- Life Expectancy
- Basic Necessities
- Physical Health
- Mental Health
- Healthcare
- Community
- Family and Education
- Sexual and Reproductive Health
- Substance Use
- Built Environment and Economy
- Environmental Health
- Safety
- Infectious Disease

Acknowledgements and Appendices

- Sponsors
- Survey Data + Methodology
- Focus Group Data + Methodology



Key Findings



CHATHAM
HEALTH ALLIANCE
BUILDING COMMUNITY THROUGH COLLABORATION

UNC
HEALTH®
Chatham



- Health gaps continue to affect many areas of well-being in Chatham County.
- Ongoing concerns include mental health, substance use, transportation, and jobs, with new priorities like healthcare access and youth activities.
- Growth in Chatham County brings both new opportunities and new challenges.



Community Priorities

1

Infrastructure and Environment

2

Housing and Social Services

3

Healthcare



**CHATHAM
HEALTH ALLIANCE**
BUILDING COMMUNITY THROUGH COLLABORATION

**UNC
HEALTH®
Chatham**



Chatham County Community Survey. Chatham Health Alliance. 2024.

Health Impact Priorities

- **Healthcare Access**

- 1 in 12 Chatham County adults said they did not have a health provider they usually visited when they were sick or needed advice about their health.

- **Activities for Youth and Young Adults**

- **12%** of Chatham County youth are considered “Opportunity Youth,” or youth ages 16–24 who are not working or in school.

- **Substance Use: Treatment and Support**

- Among Chatham County residents who looked for help with drug use, **26.4% found that help was available to them, 26.4% said it was easy to find, 20.3% said it was high quality, and 20.3% said it was affordable.**
 - 67.4% said it was none of the above.

Chatham County Community Survey. Chatham Health Alliance. 2024.



Youth Spaces Project

CCPHD has launched a Public Input survey tool to gather feedback about features of interest for a future youth-focused space in Siler City, intended to be a place for young people to gather, hang out, and participate in activities.

Youth and young adults ages 14 to 25 can participate online at:

https://publicinput.com/ccphd_youthspaces



Siler City Population

- **Greater Hispanic/Latino population**
 - Chatham County is 13.4% Latino, compared to 55.2% in Siler City
- **Household language**
 - Half of Siler City households speak Spanish at home vs. 11% across Chatham
- **Younger population**
 - Chatham's median age is 48, compared to 35 in Siler City
 - Over a quarter of Siler City is younger than 18 years old, compared to 20% of Chatham
 - One-third of Chatham is over 60 years old, compared to just 15% in Siler City

¹S0101: Age and Sex. 2023: ACS 5-Year Estimates Subject Tables. United States Census.

https://data.census.gov/table/ACSST5Y2023.S0101?q=s0101&g=050XX00US37037_160XX00US3761860&moe=false

²S1601: Language Spoken at Home. 2022: ACS 5-Year Estimates Subject Tables. U.S. Census Bureau.

https://data.census.gov/table/ACSST5Y2022.S1601?q=language%20spoken&g=050XX00US37037_040XX00US37_010XX00US



Data Overview

- **Basic Necessities**

- *Housing*

- Median monthly housing costs rose 10% from 2020-22
 - 23% of Siler households had severe housing problems
 - 31% of renter-occupied households

- *Food Insecurity*

- Average meal costs have increased by over **\$0.70** since 2019, now **\$4.27**.

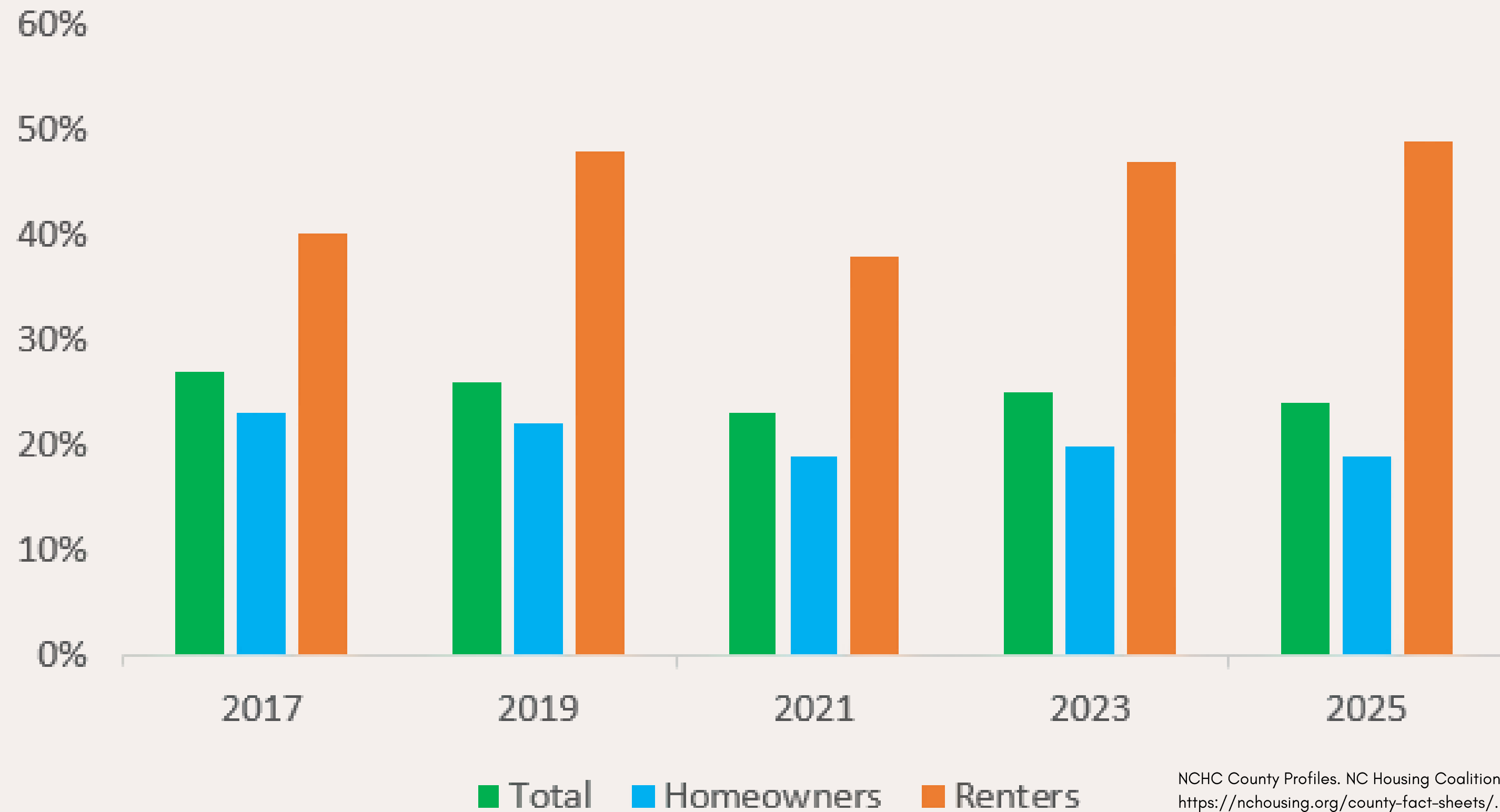


¹S2503: Financial Characteristics. 2022: ACS 5-Year Estimates Subject Tables. United States Census.
<https://data.census.gov/table/ACSST5Y2022.S2503?q=S2503:%20Financial%20Characteristics&g=160XX00US3761860>

²Map the Meal Gap. Feeding America. <https://map.feedingamerica.org/county/2022/overall/north-carolina>.

³2021 Data Dashboard. Chatham County Affordable Housing Advisory Committee.
<https://chathamnc.legistar.com/LegislationDetail.aspx?ID=5376564&GUID=35BF0ABF-6357-4566-A181-6FADD0E166F6&Options=&Search=>.

Cost Burden Rates in Chatham County



Data Overview

- **Mental Health**

- In 2024, **26.4%** of Chatham adults reported that they had been diagnosed with depression or anxiety
- In 2021, **40.5%** of Chatham County high school students said they had felt sad or hopeless almost every day for two or more weeks in a row
 - Highest for Black female students

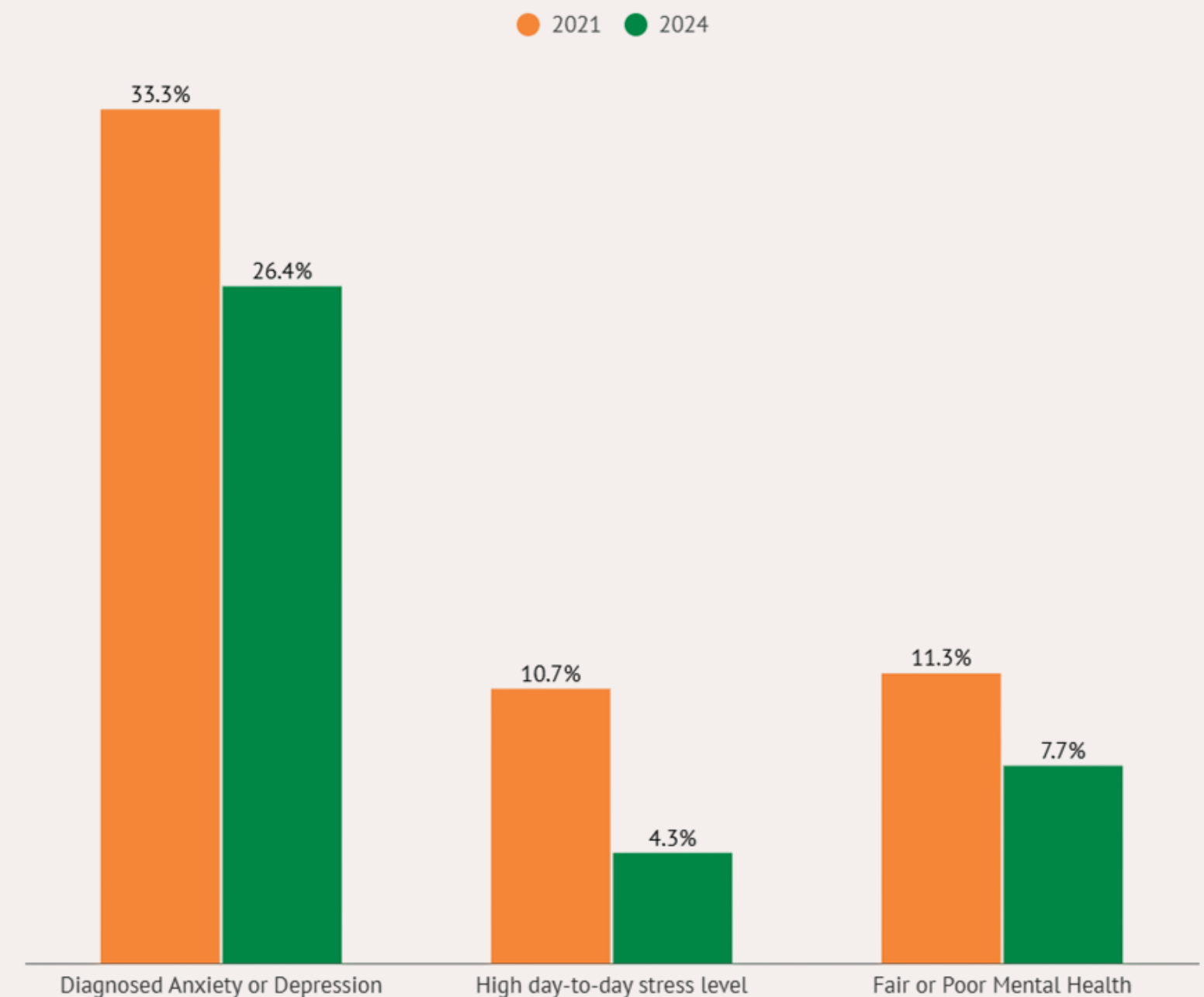
¹Chatham County Community Survey. Chatham Health Alliance. 2024

²Chatham County High School Youth Risk Behavior Survey. Chatham County Schools. 2021.

³Chatham County Community Survey. Chatham County Public Health Department. 2021.



Several key mental health indicators have improved among adults in Chatham County from 2021 to 2024.



Data Overview

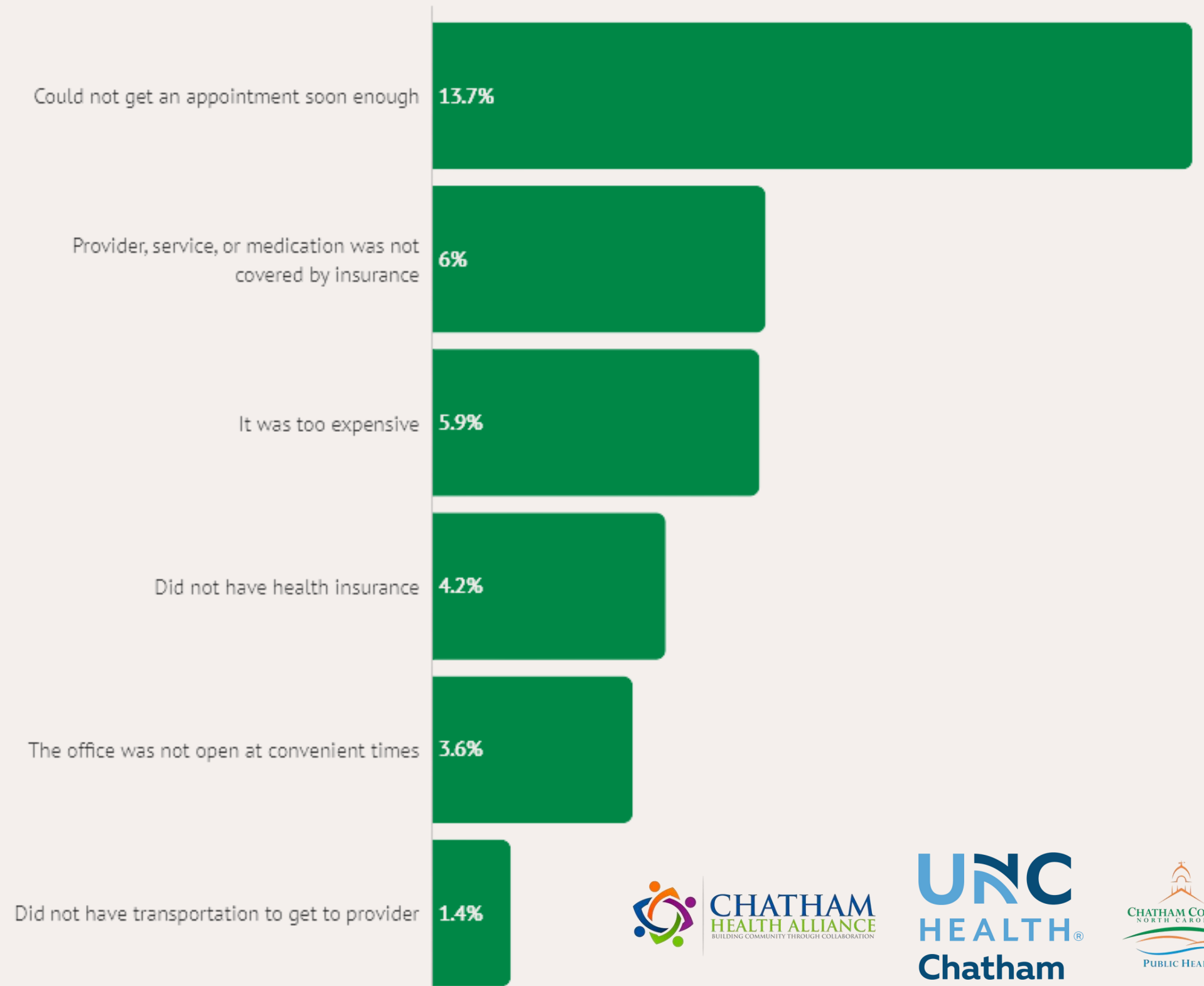
- **Healthcare**

- Around **1 in 8** Chatham County adults do not have health insurance
 - Hispanic/Latino adults in Chatham County were much more likely to report they did not have health insurance in the past year
- About **26%** of Chatham residents without a regular healthcare provider say lack of health insurance is a barrier.

¹S2701: Selected Characteristics of Health Insurance Coverage in the United States: 2023 ACS 1-Year Estimates Subject Tables Chatham. <https://data.census.gov/table/ACSSTIY2023.S2701?q=Health+Insurance&g=050XX00US37037>.

² Chatham County Community Survey. Chatham Health Alliance. 2024.

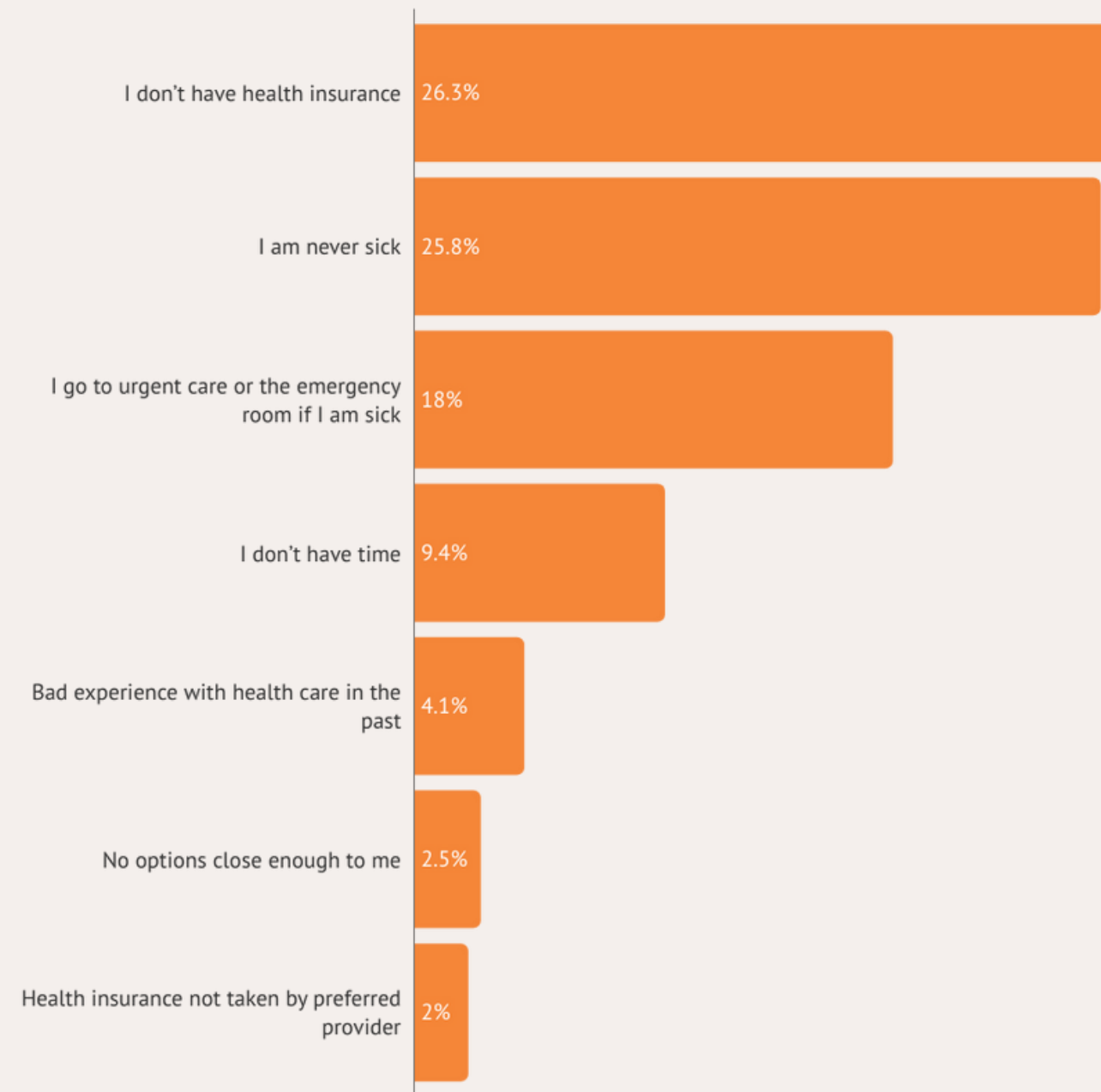
Not being able to get an appointment soon enough is the top barrier to healthcare access in Chatham County.



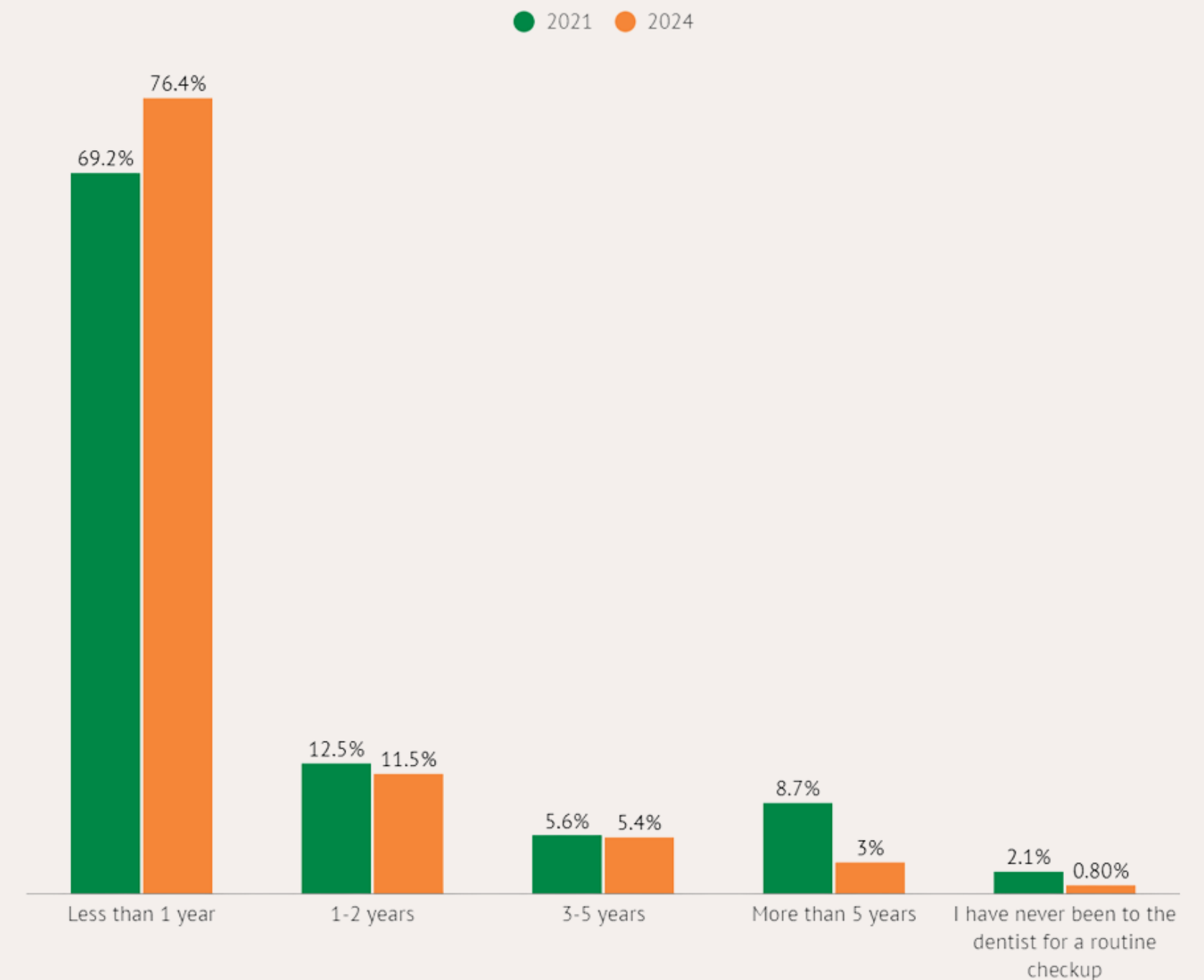
Data Overview



Not having health insurance is the top barrier to having a regular health provider in Chatham County.



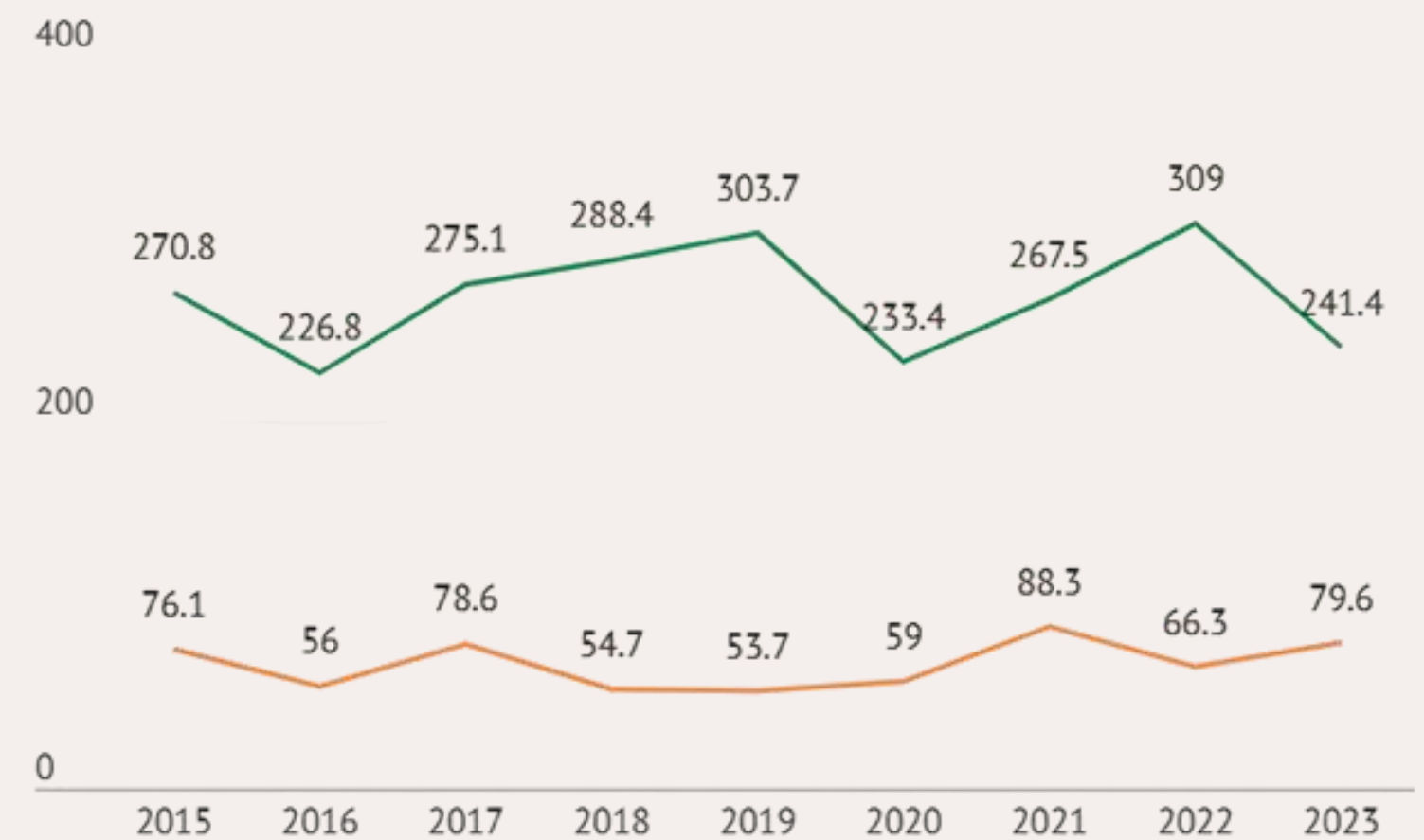
Chatham County residents were more likely to report a recent routine dental visit in 2024 vs. 2021.



Data Overview

- **Sexual and Reproductive Health**
 - In Chatham County, the most common STIs are chlamydia and gonorrhea
 - Chatham has fewer reported cases per population than North Carolina or the U.S.

Rates of **Chlamydia** in Chatham County have decreased, while **Gonorrhea** rates remain flat.

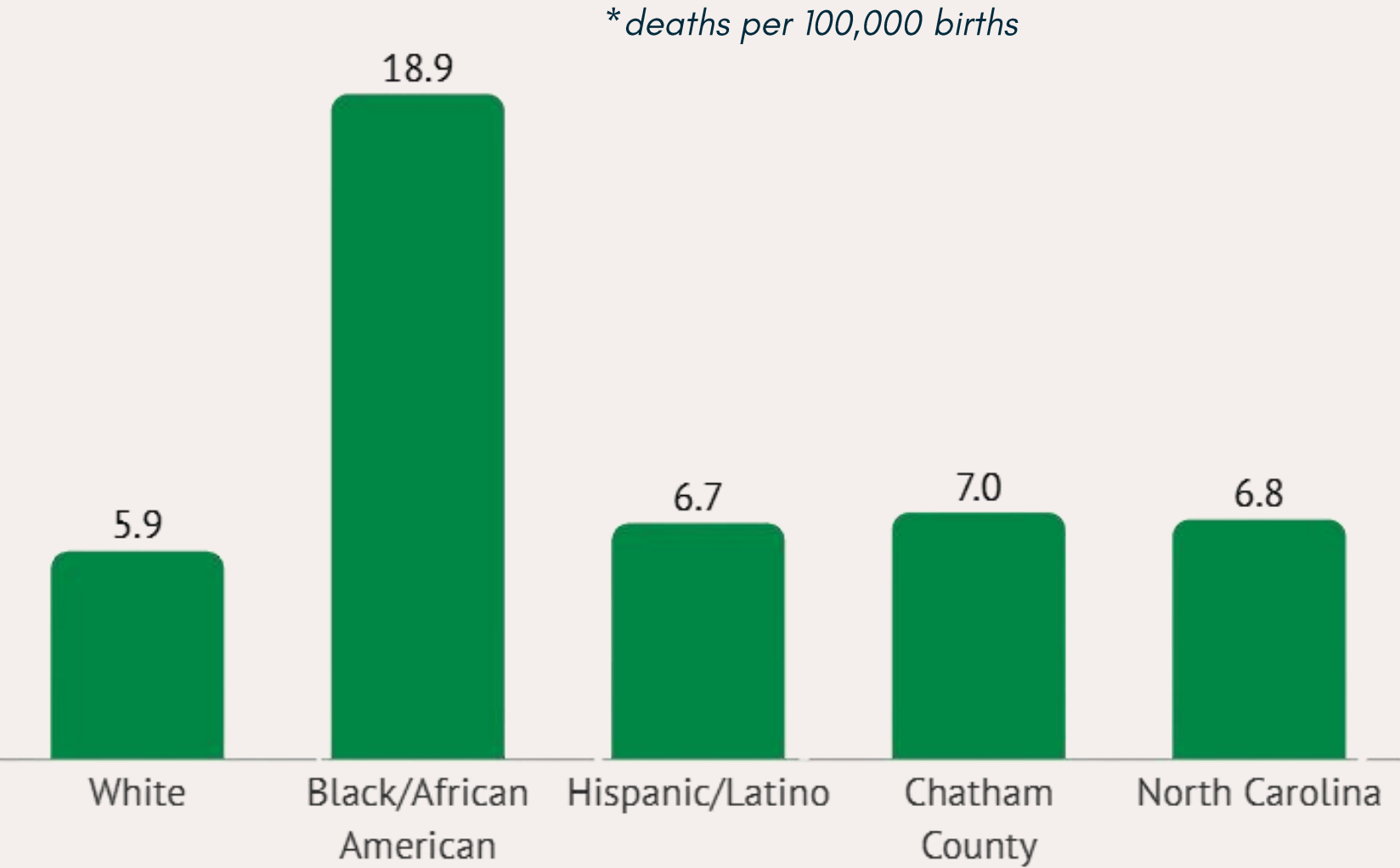


¹NCDHHS. NCD3: North Carolina Disease Data Dashboard. <https://epi.dph.ncdhhs.gov/cd/figures.html>.



Data Overview

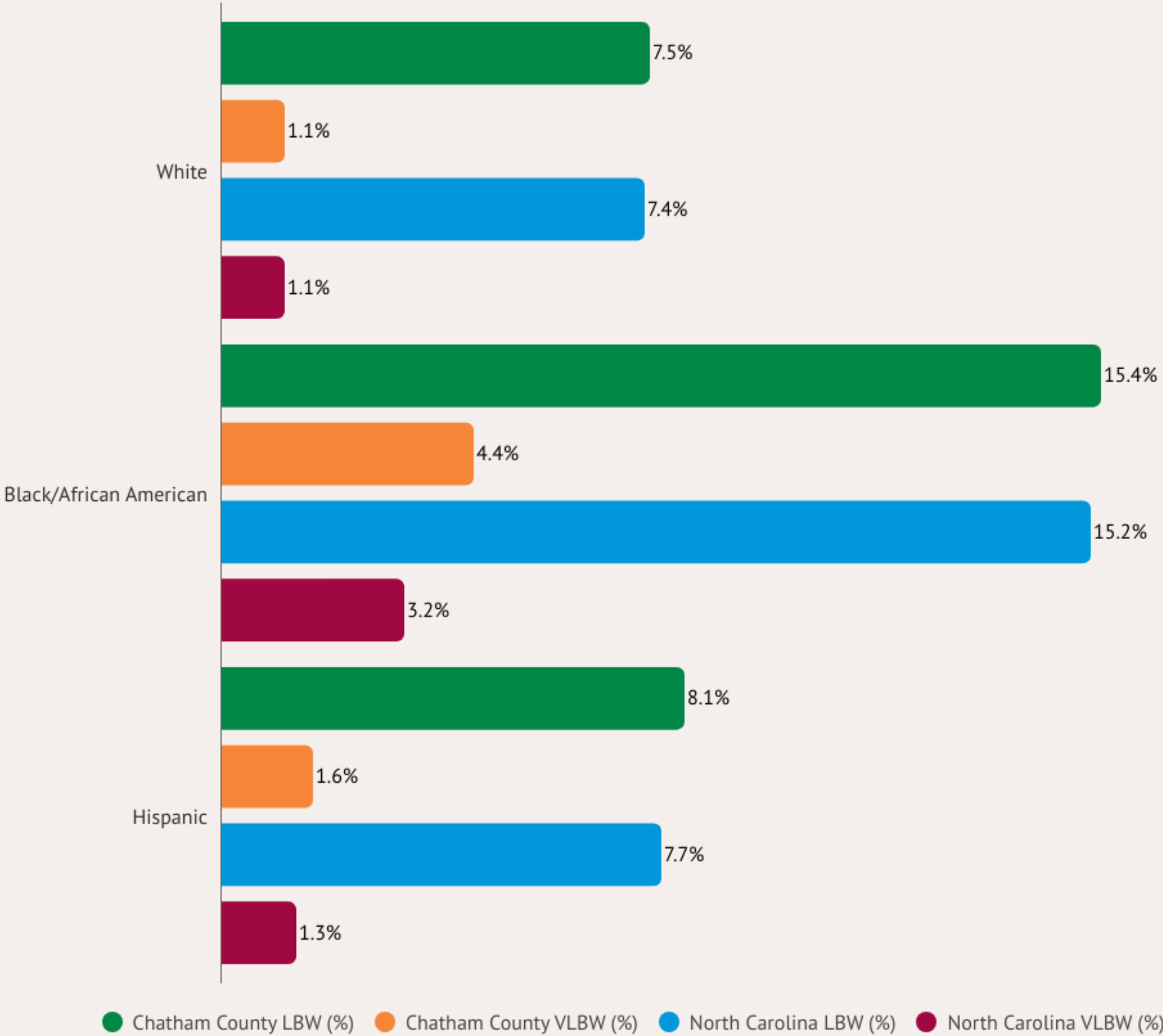
Infant mortality for Black/African American Chatham County residents is higher than for other groups.



Chatham County Community Survey. Chatham Health Alliance. 2024.

Black/African American residents experience a higher percentage of low and very low birth weights in the county and the state.

This is also true for Hispanic/Latino residents.



Data Overview

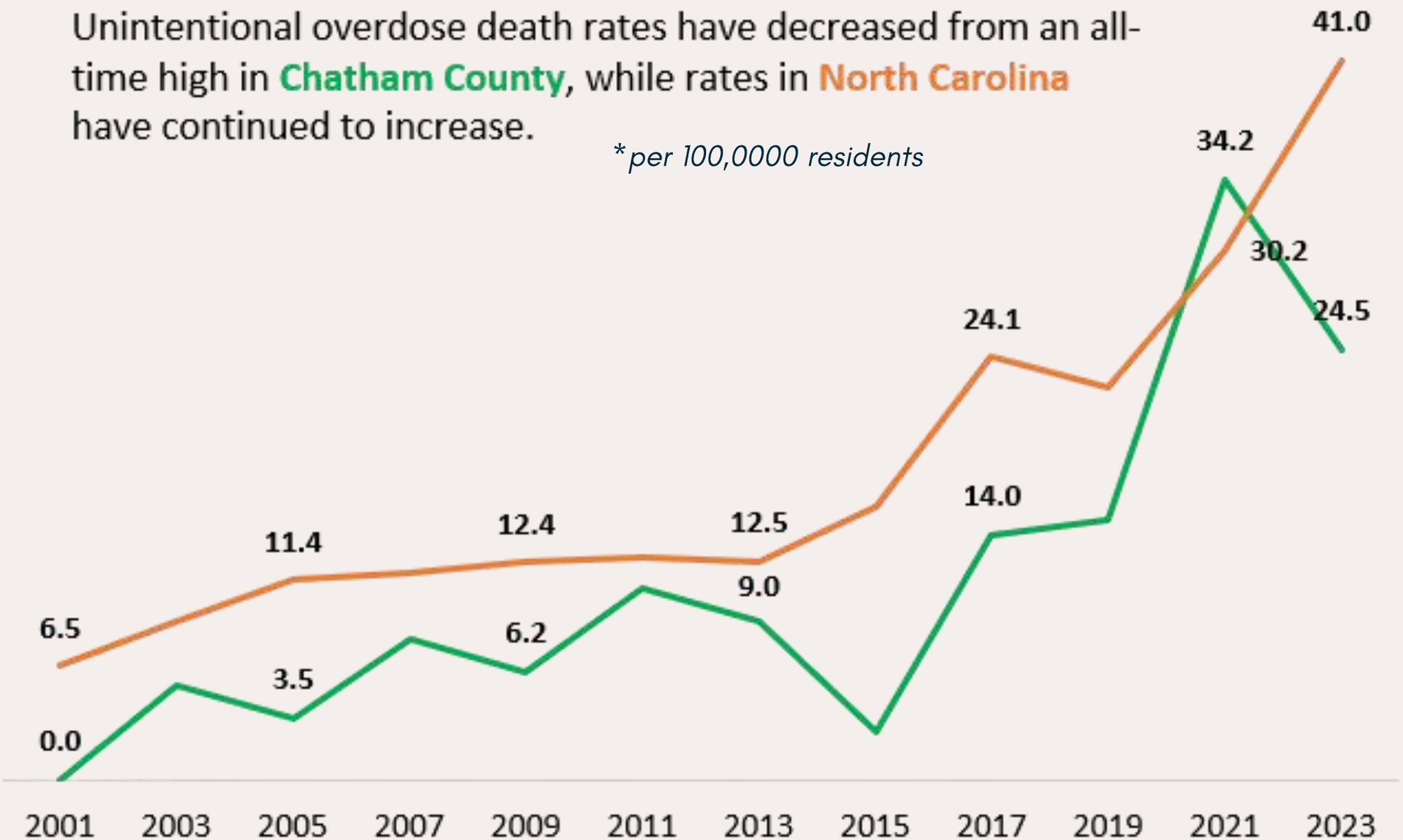
- **Substance Use**

- **2.4%** of Chatham County adults reported using illicit substances in the past year (2024)
- Chatham County had **37.4 opioid overdose ER visits per 100,000** residents (vs. NC 119 per 100k)
 - **40% decline from 2023**



Unintentional overdose death rates have decreased from an all-time high in **Chatham County**, while rates in **North Carolina** have continued to increase.

**per 100,000 residents*



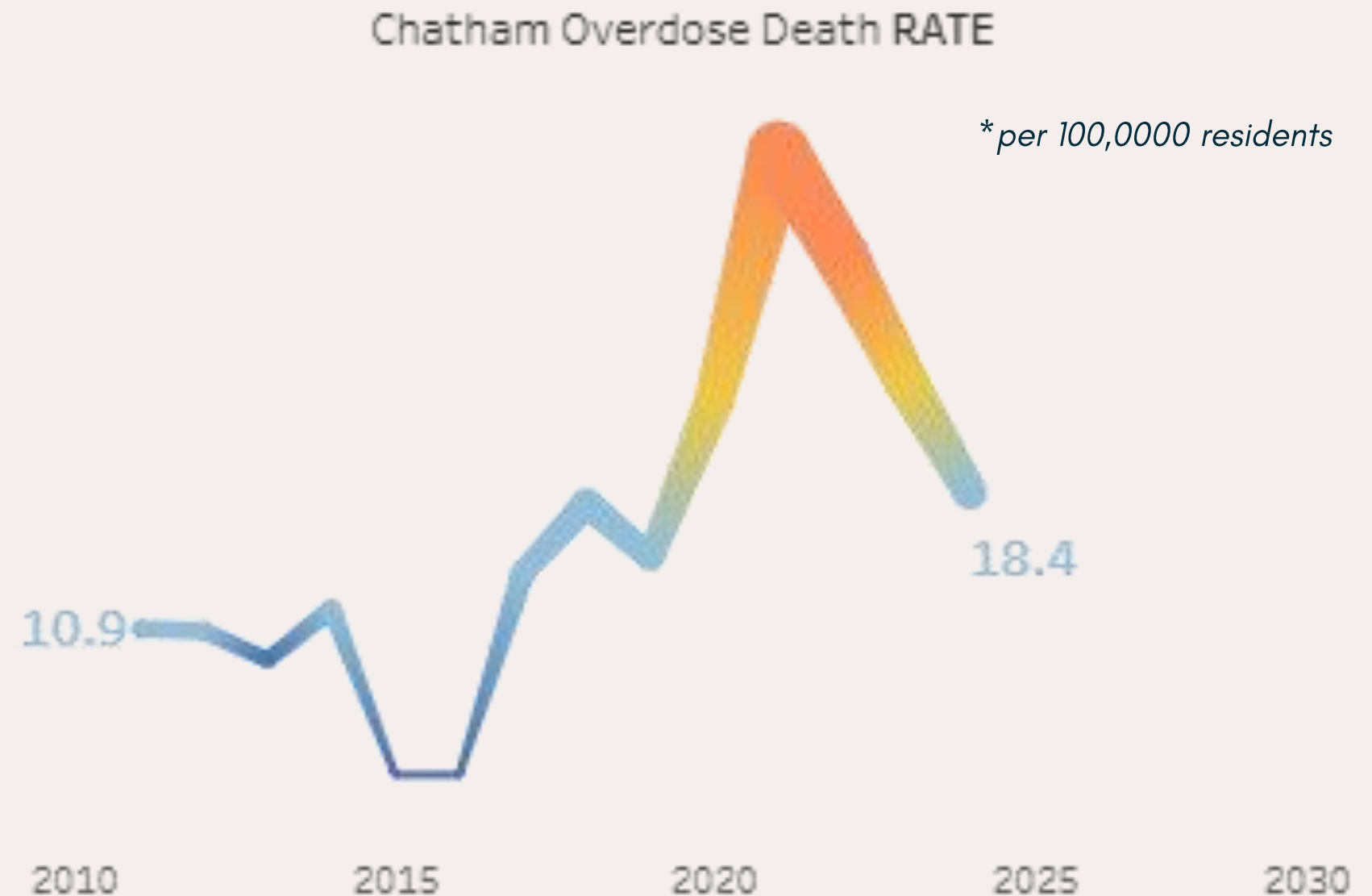
¹Chatham County Community Survey. Chatham Health Alliance. 2024.

²Opioid and Substance Use Action Plan Data Dashboard. NC Department of Health and Human Services. <https://www.ncdhhs.gov/opioid-and-substance-use-action-plan-data-dashboard>.

Data Overview

- **Substance Use**

- 2024 Overdose Death Rate
 - 25% decrease from 2023
 - *18.4 out of 100,000 residents vs 24.5*
 - Mirrors local and national trends



¹Opioid and Substance Use Action Plan Data Dashboard. NC Department of Health and Human Services.
<https://www.ncdhhs.gov/opioid-and-substance-use-action-plan-data-dashboard>.

Data Overview



- **Built Environment and Economy**

- *Infrastructure*

- **1 in 5** Chatham County adults want more sidewalks and bike lanes to improve health and quality of life.

- *Transportation Barriers*

- No sidewalks (**1 in 7 adults**)

- Hispanic/Latino adults were more likely to report not being able to afford gas.
 - Women were more likely to report not being able to afford a vehicle.

Data Overview



- **Environmental Health and Equity**

- *Water Quality*

- **21%** of Chatham County wells test above the maximum contaminant level for iron and **33%** test above for manganese (out of 1,544 and 1,539 tested wells)
 - The majority of lead-exposed children in Chatham County live in Siler City.

- *Heat*

- Heat-related emergency room visits increased by **30%** in 2024 (vs. 2021)



¹Chatham County Community Survey. Chatham Health Alliance. 2024.

²North Carolina Department of Health and Human Services. Chatham County Well Water Quality. North Carolina Department of Health and Human Services, https://epi.dph.ncdhhs.gov/oe/wellwater/county_A-I/chatham.pdf.

³Chatham News & Record. Chatham County Makes Plan to Keep Cool. June 27, 2024. <https://chathamnewsrecord.com/stories/chatham-county-makes-plan-to-keep-cool,16993>.

Next Steps

- **2024 Community Assessment reveals improvements to health in the county, while disparities remain**
- Our plan to disseminate the Community Assessment includes:
 - *A large book*
 - *A small booklet*
 - *Community presentations*
 - *Media (TV, radio and more)*
 - *Social Media*
- Print materials will be available for the public





Chatham County Public Health Department Databook

Population

Subpopulation

[Ver en español](#)

Population

Section

(All) ▼

Measure

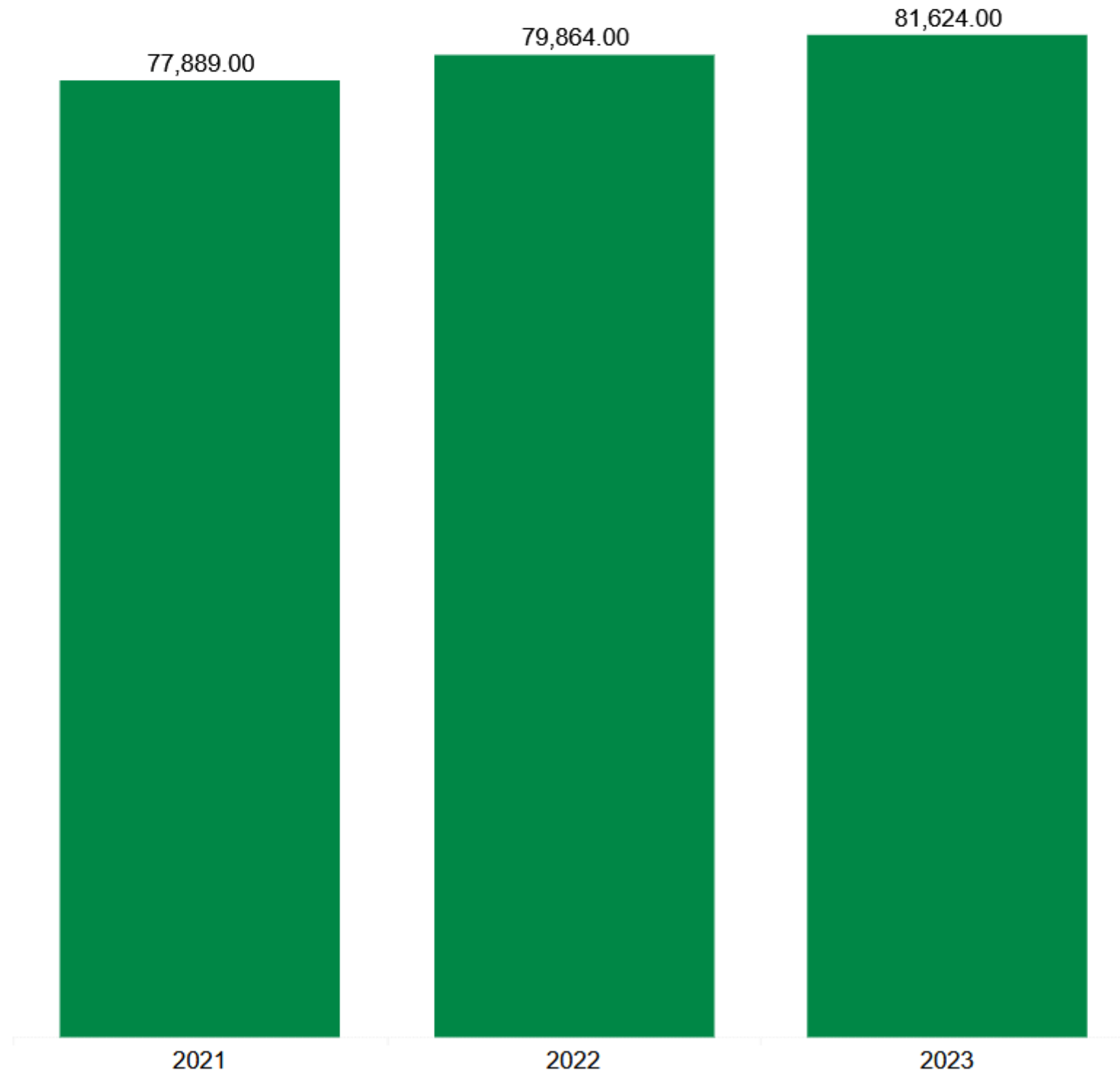
Population ▼

Population

Chatham County ▼

Count of individuals

Chatham County



Contact Us

- **Kyle Pasche**
 - *Communications Strategist*
 - *kyle.chambers@chathamcountync.gov*
- **Alec Higgins**
 - *Population Health Data Scientist*
 - alec.higgins@chathamcountync.gov

Report available online: www.chathamcountync.gov/healthreports

