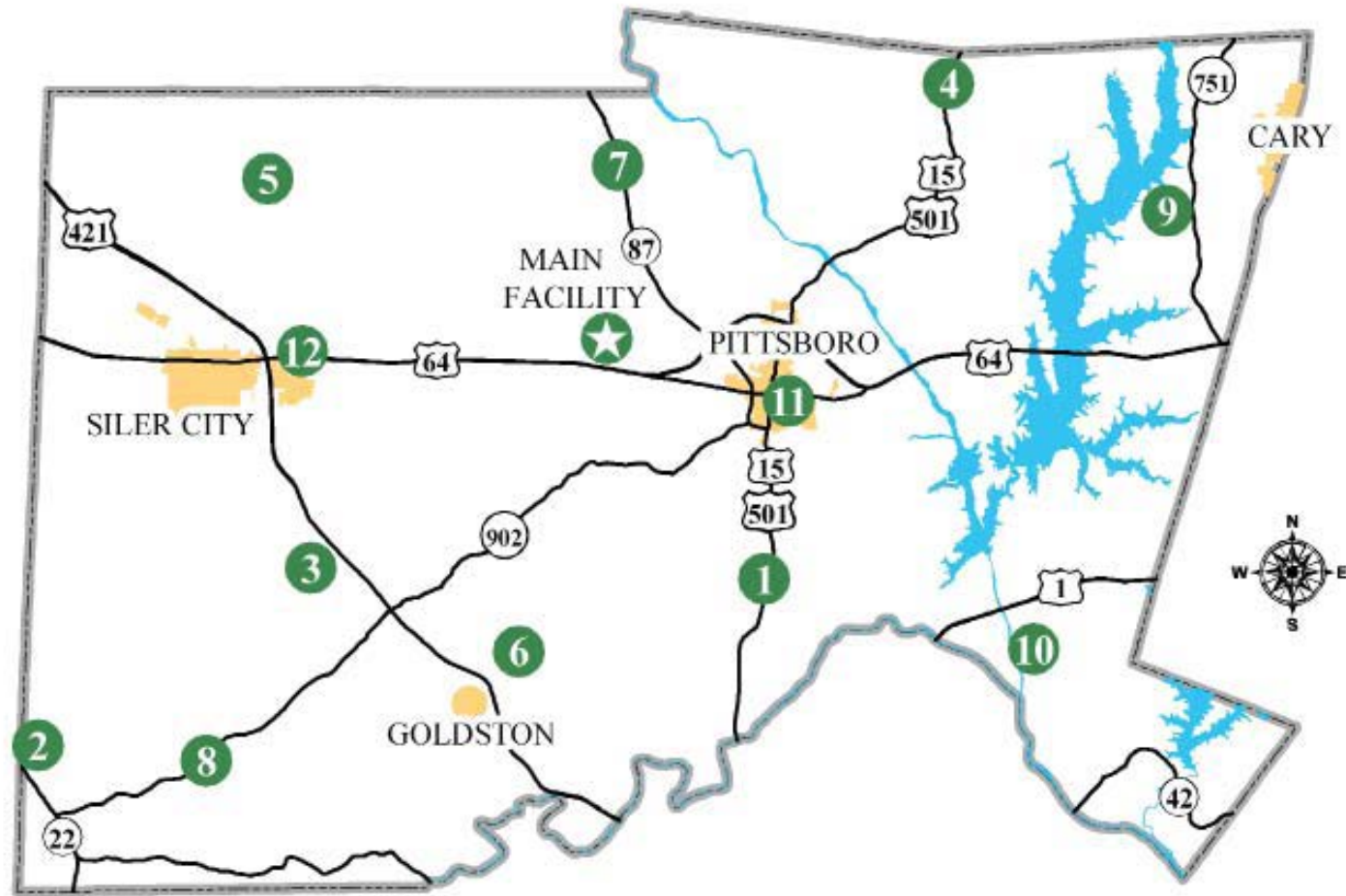


# Chatham County Recycling Update

Shannon Culpepper, Recycling & Education Specialist  
Chatham County Solid Waste & Recycling

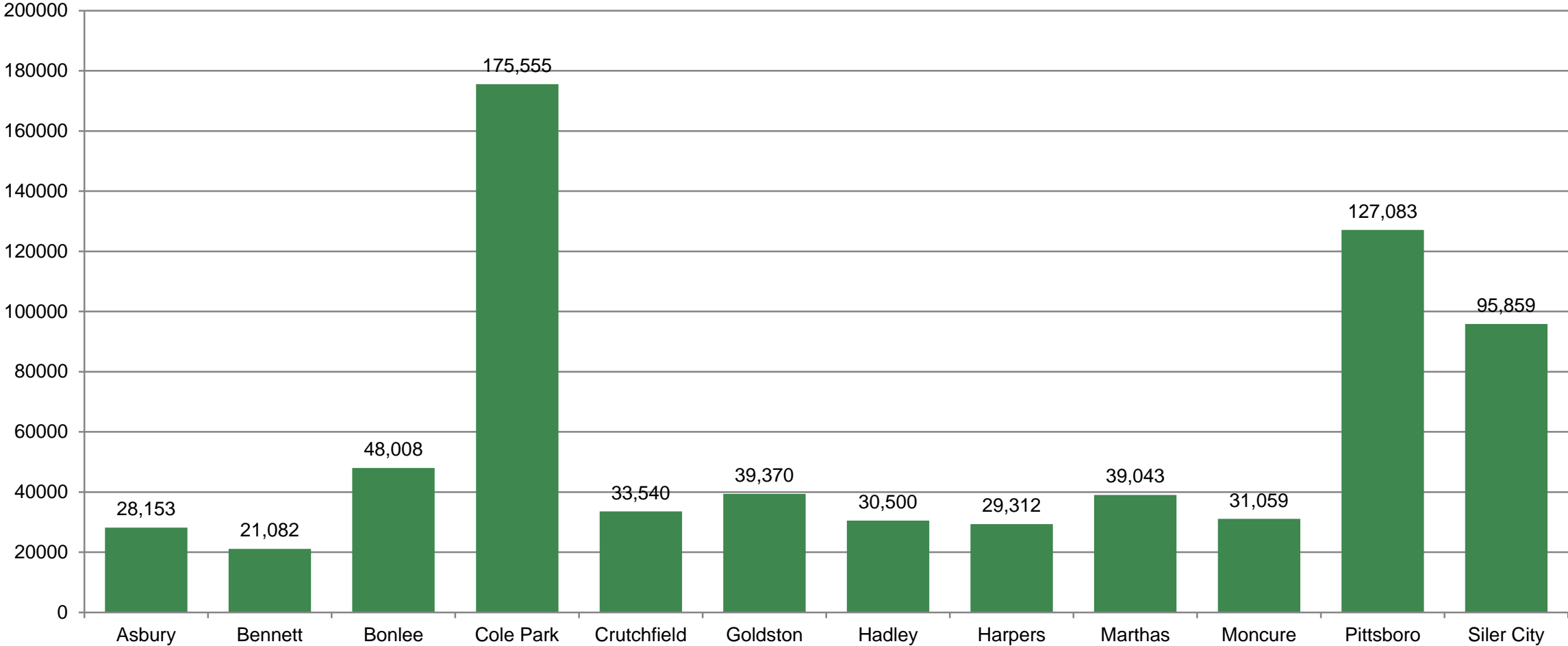


# Collection Centers & Main Facility



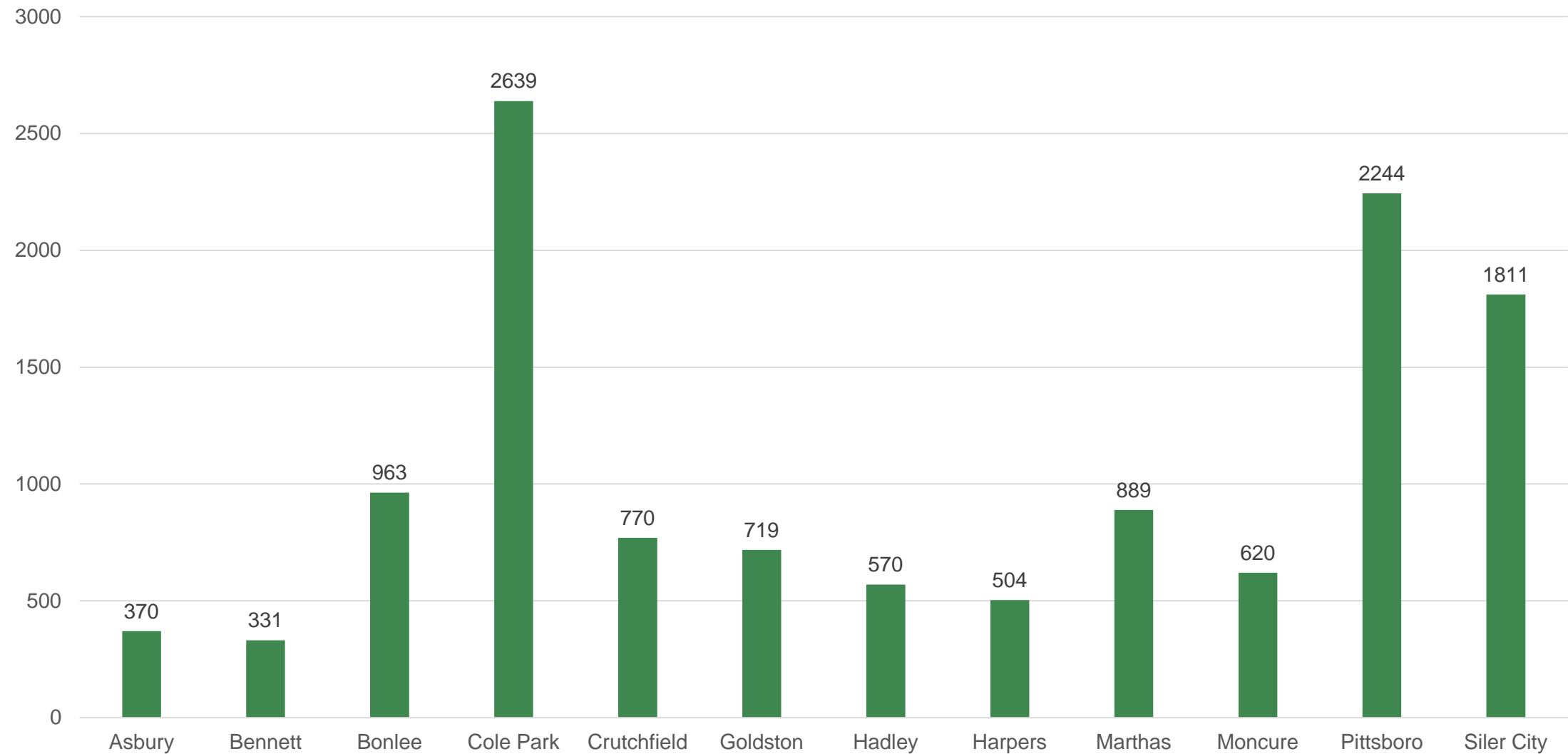
# Collection Centers- Visitation by Centers

FY 2019- 698,564 visitors

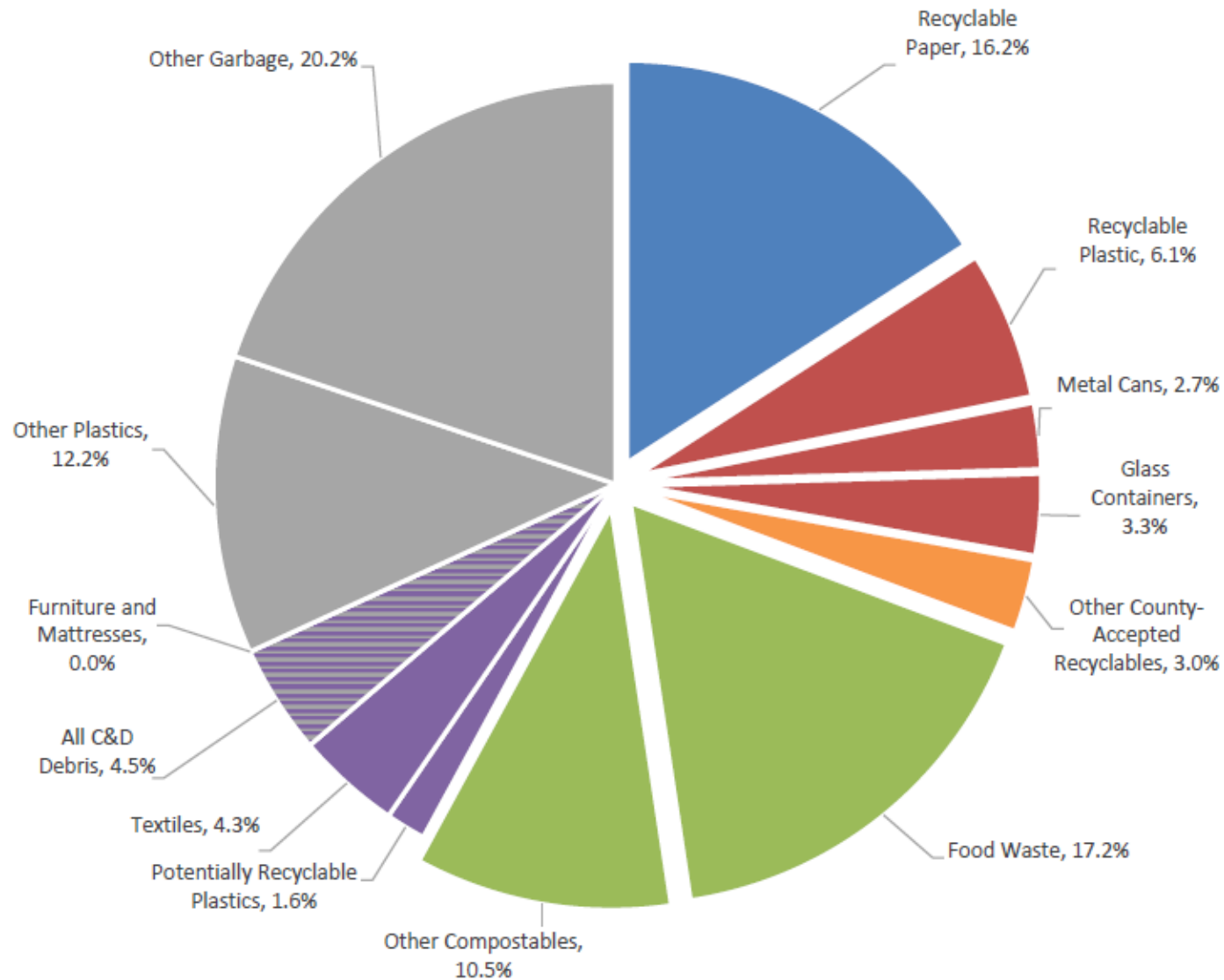


# Collection Centers- Trash Collected

FY 2019- 12,180 tons



# Chatham County Collection Centers Waste Composition Study 2017



**Recyclable  
material  
disposed of in  
the landfill:  
31.3%**

Results from municipal solid waste compactors

# Put in **Mixed Recycling**



**Aluminum and Steel Cans**  
Empty and rinse.



**Cardboard**  
Empty and dry.  
Flatten.



**Paper**  
Office paper, newspaper, paper boxes, magazines, cartons, and paperback books.  
Nothing smaller than a Post-it.



**Plastic Bottles, Tubs, Jugs, and Jars**

Bottles, jugs, and jars have a neck smaller than the base. Tubs have a plastic lid you can put back on.

Empty and rinse.  
Leave caps and lids on.  
Remove pumps.

If you are not sure about an item, ask the attendant.  
**When in doubt, throw it out!**

# **DO NOT** put in Mixed Recycling



Glass bottles and jars must go in the Glass Recycling



No plastic bags



No aluminum trays



No paper towels



No Styrofoam



No bulky plastics



No hoses or other tangles



No aerosol cans



No aluminum foil



No shredded paper



No cups



No to-go containers



No containers that had hazardous materials

# Put in **Glass Recycling**



**Brown Bottles  
and Jars**



**Clear Bottles  
and Jars**



**Blue and Green  
Bottles and Jars**

Mix all colors together. No bags. Items must be loose.

## **DO NOT** Put in Glass Recycling



No caps, lids,  
or corks



No glassware



No ceramics



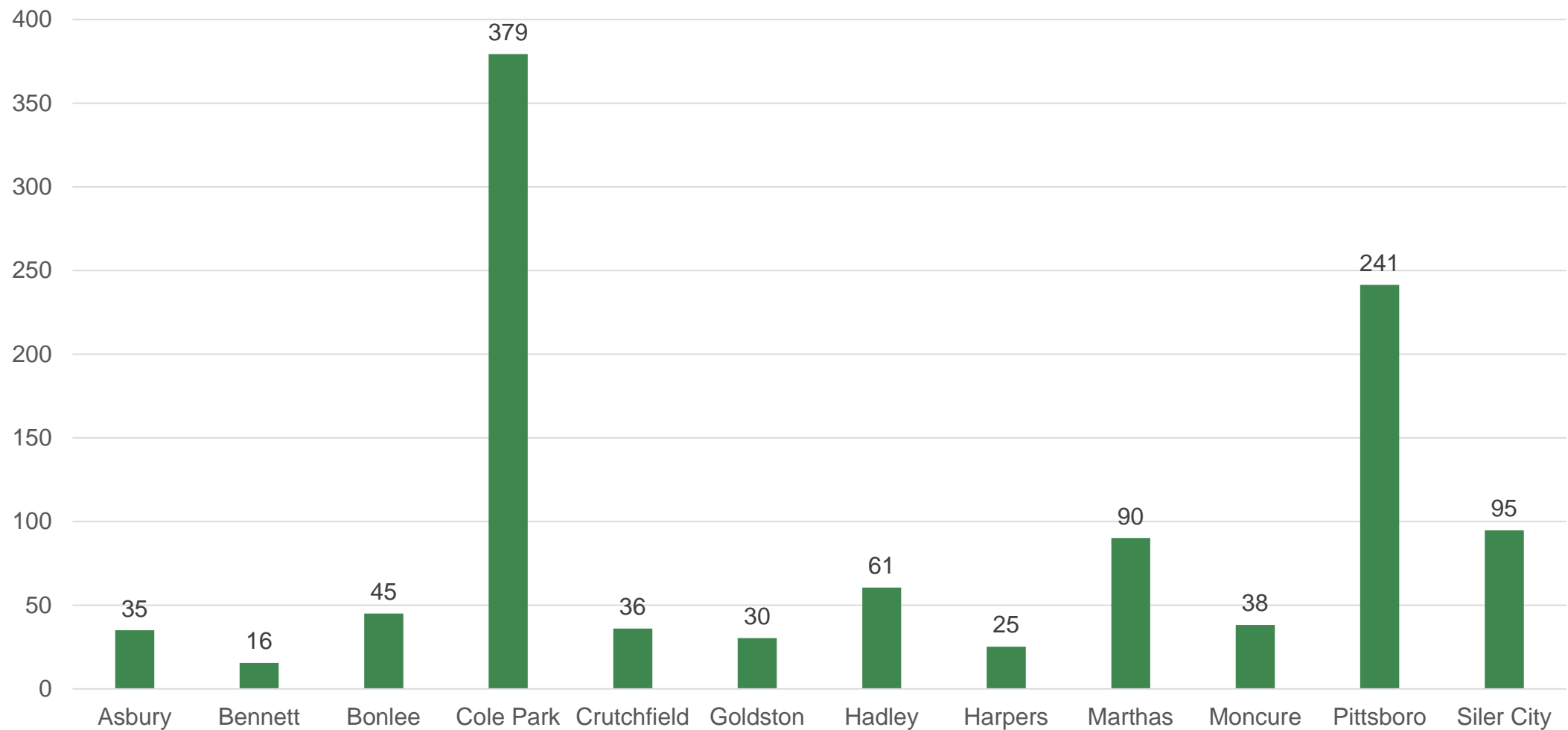
No mirrors,  
windshields, or  
plate glass

If you are not sure, ask the attendant.



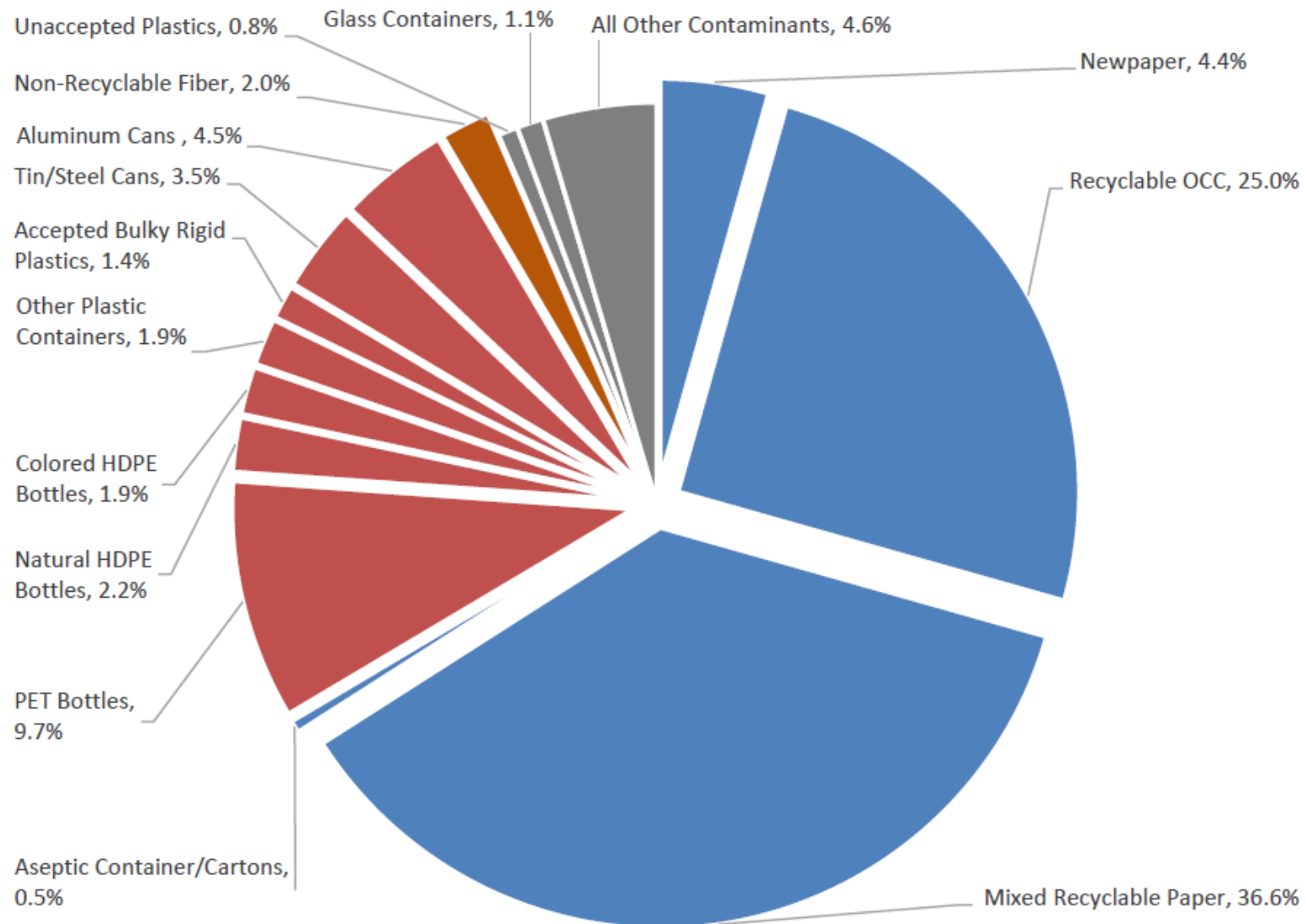
# Collection Center- Recycling Totals

FY 2019- 1,902 tons





# Recycling Characterization Study



# Recycling Contamination Per Center

Center	Contamination
Asbury	5%
Bennett	6%
Bonlee	8%
Cole Park	15%
Crutchfield	4%
Goldston	8%
Hadley	5%
Harpers	5%
Marthas	11%
Moncure	8%
Pittsboro	11%
Siler City	8%

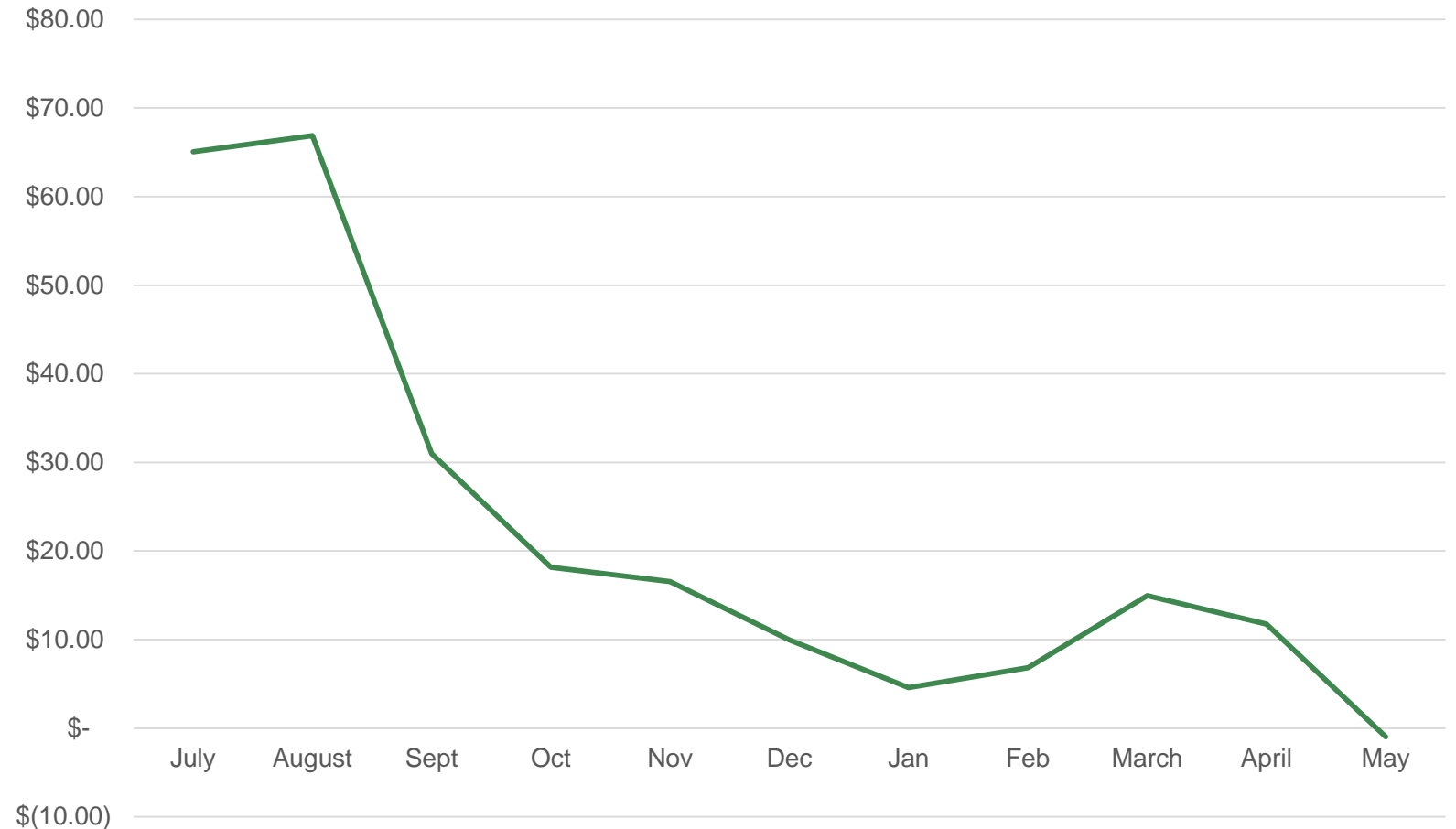
Average Collection  
Center Contamination  
8%

Average Curbside  
Recycling Contamination  
10% and 30%

# Sonoco Contract Amendment



- Based on Recycling Characterization Study and Recycling Sort (completed by Sonoco)
- Chatham County specific material composition
- Adjusted the price we pay per ton for recyclables



# Recyclables Removed in November 2019



To go Containers



Plastic Buckets



Plastic Baskets and Containers



Clamshells



Plastic Toys

# Partnering to Improve Recycling in the Region

## Triangle MRFshed

- County, city, towns, private haulers, and the two MRFs.
- Met four times in 2019.
- Goal: to work towards having a more similar list of what is and is not accepted in recycling programs in the Triangle.
- Finalized list of common accepted items and language to use.
- Working on Triangle outreach campaign and will continue to meet a few times a year.

## Towns of Pittsboro and Siler City

- Met in February 2020.
- Goal: to learn more about each other's programs and try to find ways to collaborate more.
- Creating recycling flyers for the towns to use.
- Plan to continue finding ways to work together.

# How do I dispose of...?



Chatham County Solid Waste & Recycling online disposal guide.

**Thank you!**

Shannon Culpepper

Recycling & Education Specialist

[shannon.culpepper@chathamnc.org](mailto:shannon.culpepper@chathamnc.org)

(919) 545-7874