

Chatham
Sheriff's

County
Office

GEOGRAPHY

- **THE COUNTY IS THE 20TH LARGEST**
 - **COVERS 707 SQUARE MILES**
- **DRIVE TIME FROM CORNER TO CORNER**
 - **55 MILES CORNER TO CORNER**
 - **ONE HOUR AND 15 MINUTES**

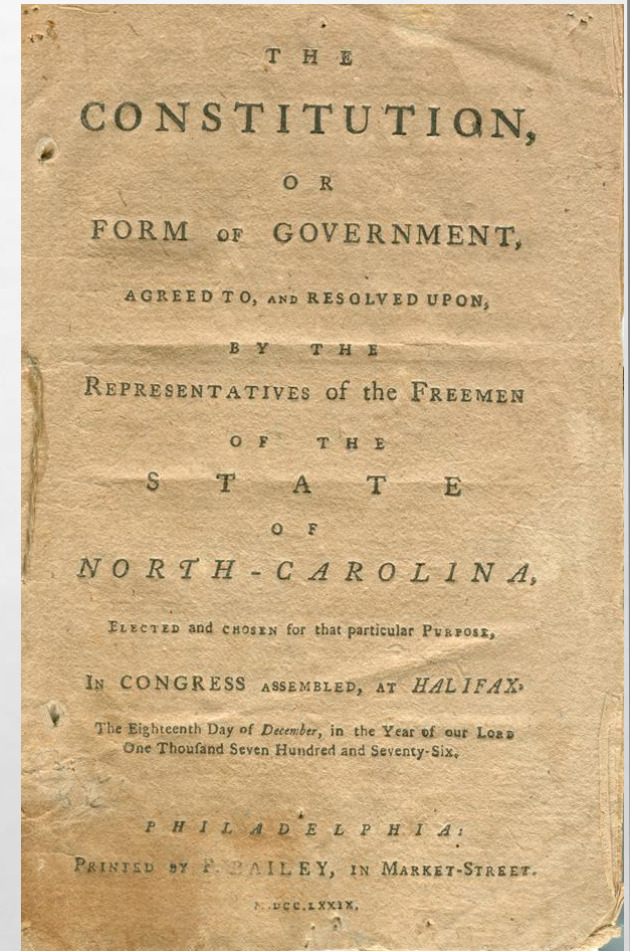


POPULATION GROWTH FACTS IN CHATHAM COUNTY

1990	38,759 RESIDENTS
2000	49,329 RESIDENTS
2010	63,505 RESIDENTS
2015	70,928 RESIDENTS
2020	<hr/>

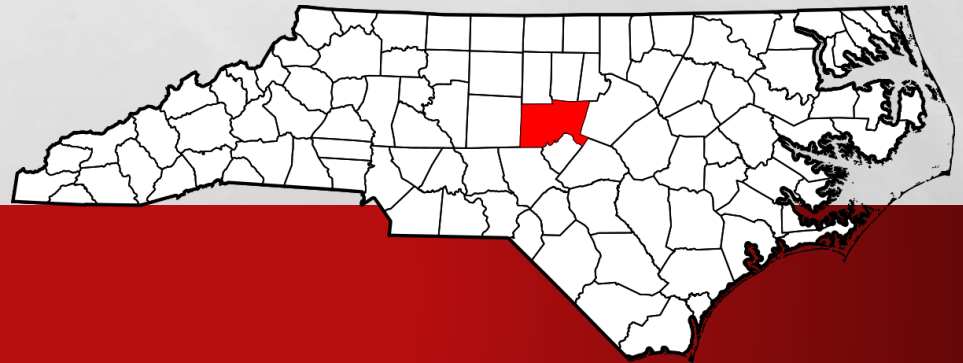
THE OFFICE OF SHERIFF

- **THE OFFICE OF SHERIFF WAS FORMALLY ESTABLISHED BY THE NC CONSTITUTION IN 1776**
- **THE CHATHAM COUNTY SHERIFF'S OFFICE (EST. 1770) PREDATES THE NC CONSTITUTION.**
- **COUNTY GOVERNMENT WAS FORMED IN 1771.**
- **MOST OF THE DUTIES OF SHERIFF ARE COMMON LAW.**

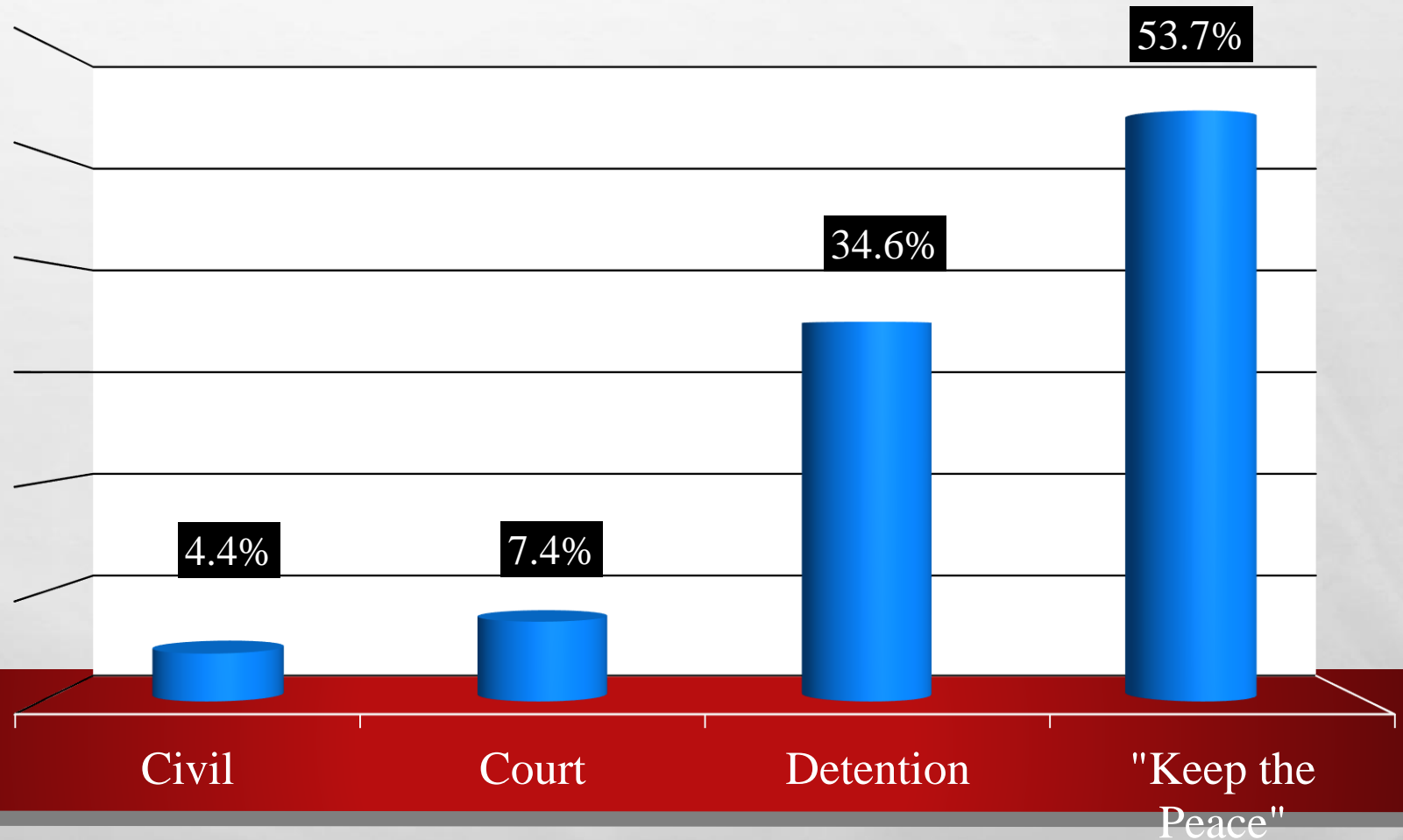


FOUR PRIMARY DUTIES OF SHERIFF

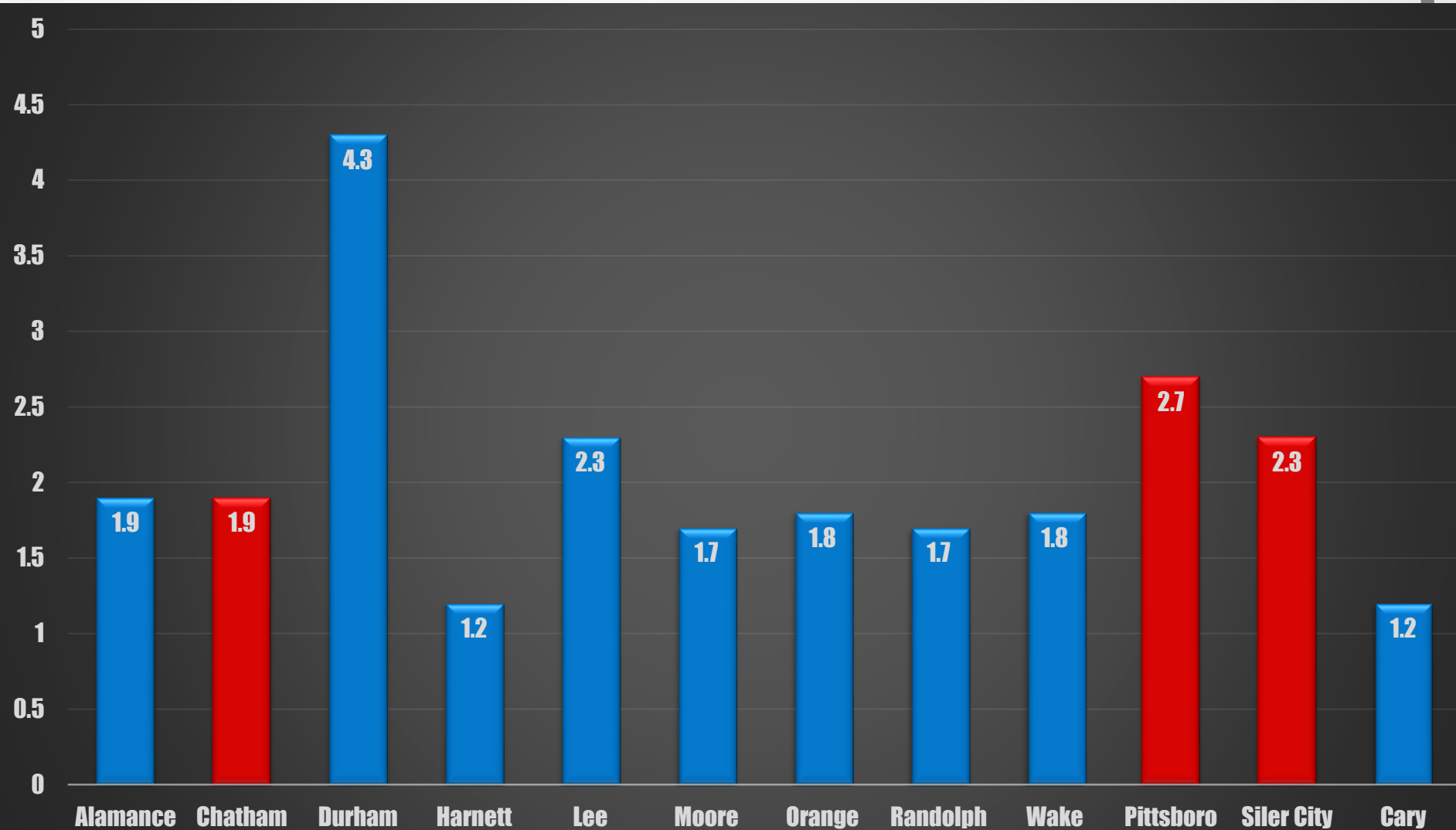
- **AS CHIEF LAW ENFORCEMENT OFFICER OF THE COUNTY, THE SHERIFF HAS 4 PRIMARY DUTIES:**
 - **CIVIL PROCESSES - LAW SUITS, SUBPOENAS, ETC.**
 - **COURT OPERATIONS - OPENING/CLOSING COURT, SECURITY**
 - **JAIL OPERATIONS - SAFE, SECURE CUSTODY OF INMATES**
 - **“KEEP THE PEACE” - RESPONSE, INVESTIGATIONS, PREVENTION**



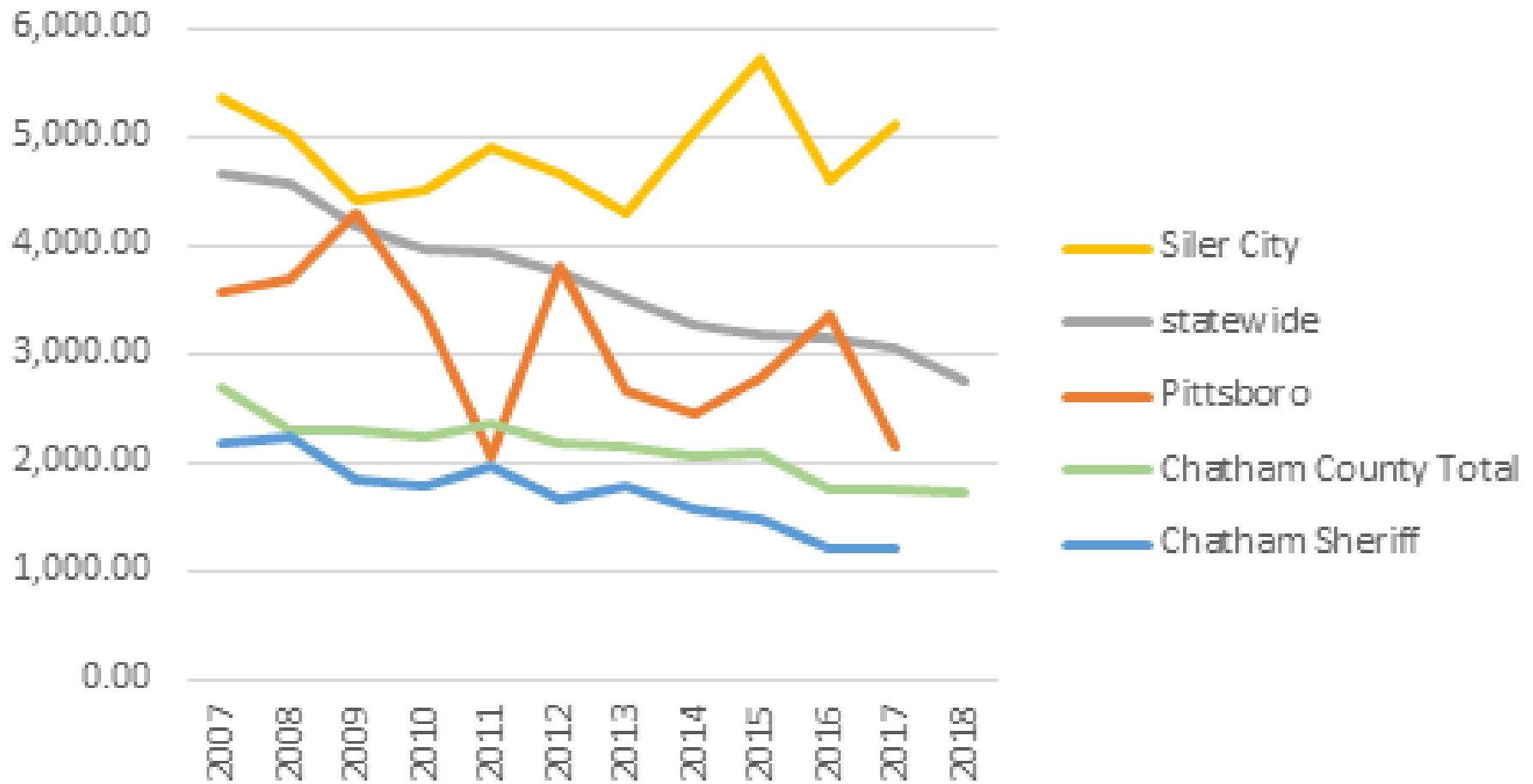
SHERIFF'S OFFICE EMPLOYEE BREAKDOWN



OFFICERS PER 1000 RESIDENTS



Chatham Co. Index Trends



CALLS FOR SERVICE

- IN 2019, DEPUTIES WERE DISPATCHED TO **29,642** CALLS FOR SERVICE.
 - AVERAGE OF **81.2** CALLS PER DAY
 - ROUGHLY **3.4** CALLS PER HOUR
 - OR **1** CALL EVERY **17** MINUTES
- **“STACKING” CALLS**
 - **MON-THURS 8A-8P**
 - **FRI-SUN 10A-10P**



CHATHAM COUNTY SHERIFF ZONES

4472

5943

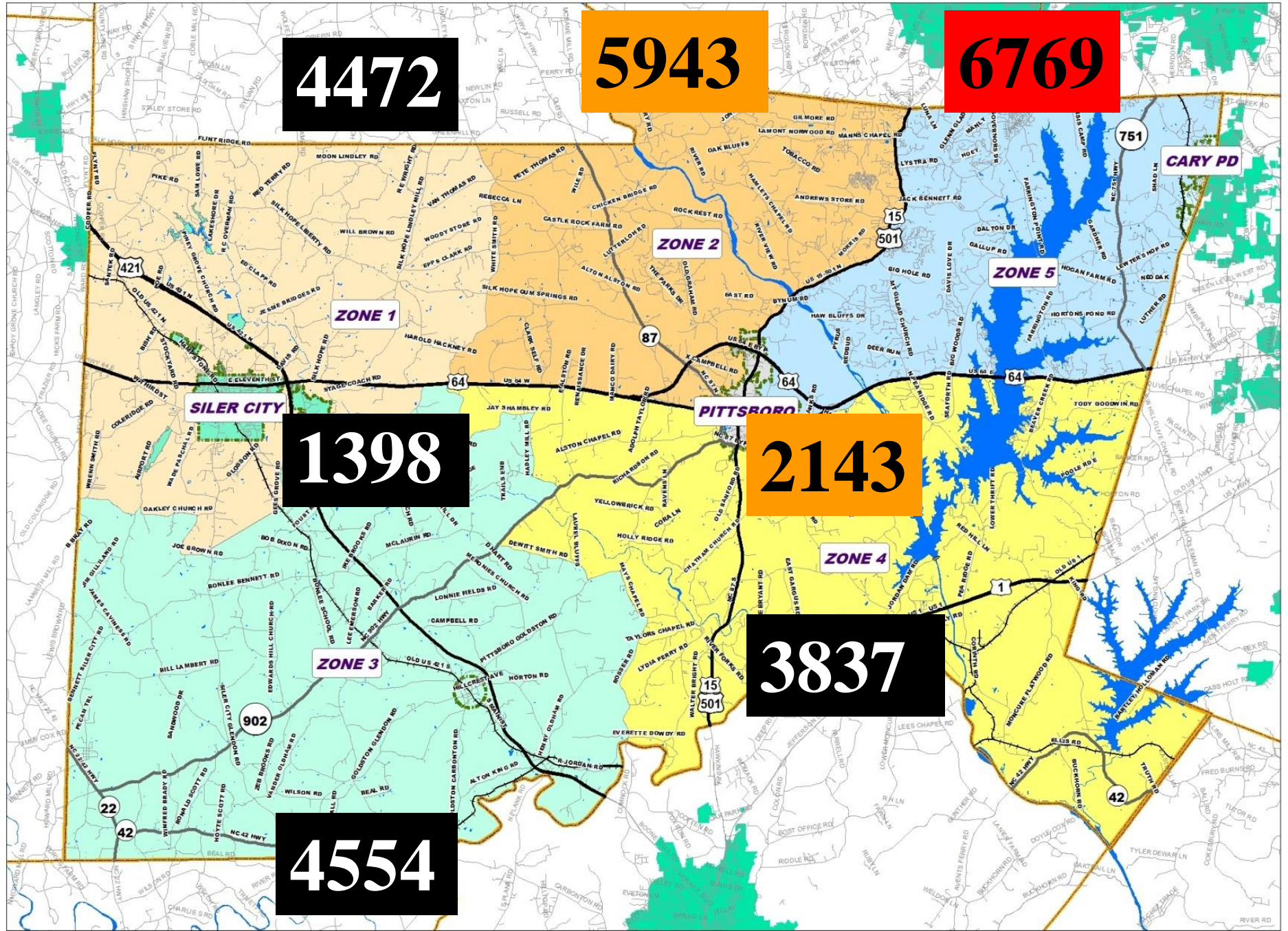
6769

1398

2143

3837

4554



0 0.5 1 2 3 4 Miles

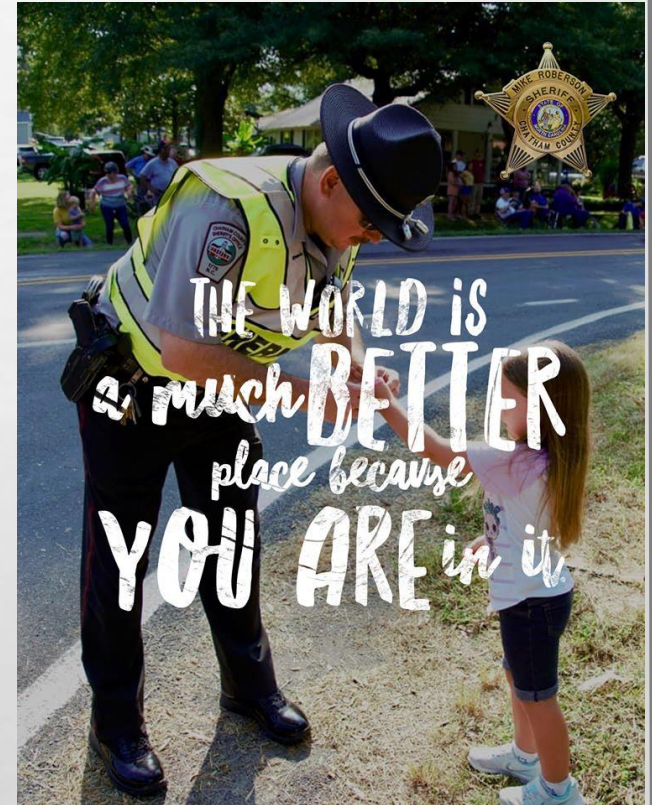


PATROL DUTIES

- **RESPONDING TO CALLS FOR SERVICE**
- **SERVING WARRANTS, CRIMINAL SUMMONS, SUBPOENAS, SHOW CAUSE ORDERS, AND JUVENILE SUMMONS**
- **INVESTIGATING MISDEMEANOR CRIMES**
- **INVOLUNTARY COMMITMENT TRANSPORT**
- **ENFORCING TRAFFIC**
- **BUSINESS AND HOUSE CHECKS**
- **ASSISTING OTHER DEPARTMENTS**

PATROL DEPUTIES REQUESTED SINCE 2009

- **BUILDING “TOWNS” IN UNINCORPORATED AREAS OF THE COUNTY**
- **STACKING CALLS**
- **MORE RESPONSIVE, LESS PREVENTION**
- **HAVES/HAVE NOTS**




VICTIMS RIGHTS

- **MANDATED BY CONSTITUTIONAL AMENDMENT**
- **RIGHT TO KNOW OF THE STATUS OF THE CASE/INFORMATION**
- **RIGHT TO “REASONABLE PROTECTION FROM THE DEFENDANT”**
- **EXPANDED RIGHTS FOR DELINQUENCIES AS WELL AS CRIMES**



VICTIM VS. SUSPECT ORIENTED

- **APPLY FOR A GRANT (80/20) FOR 2 VICTIM RIGHTS COORDINATORS**
- **600 CASES/YEAR WITH 1000 VICTIMS**



RAISE THE AGE = MORE JUVENILES



FRAUD INCREASING = LOSS OF \$\$\$\$



**OPIOIDS ARE KILLING MORE THAN
CAR ACCIDENTS**



**OPIOID
EPIDEMIC**

SHERIFF NEEDS

- **4 PATROL (SINCE 2009) A BAND-AID**
- **2 VICTIM COORDINATORS (80/20 GRANT)**
- **2 INVESTIGATORS (JUVENILE/FRAUD)**
- **1 NARCOTICS OFFICER (OPIOIDS)**



DETENTION FACILITY



110 bed facility

Opened in 2015

Built for **Direct Supervision**

Shelled space= 40 beds

**Core capacity of 300
inmates**

DETENTION

- **THE SHERIFF IS REQUIRED BY LAW TO OPERATE A COUNTY JAIL/COMMISSIONERS ARE REQUIRED TO FUND**
- **DETENTION PERSONNEL:**
 - **ENSURE THE SAFETY AND SECURITY OF ALL INMATES FROM THE TIME OF ADMISSION UNTIL RELEASED BY THE COURTS**
 - **SUPERVISE A 110-BED FACILITY**
 - **TRANSPORT INMATES TO/FROM OTHER DETENTION FACILITIES AND PRISONS**
 - **PROVIDE MEDICAL AND PSYCHOLOGICAL CARE**
 - **OPERATE A COMMERCIAL-GRADE KITCHEN FOR INMATES AND EMERGENCIES**

	Caution	Distress	Danger	Hazard	2017 Daily Population				Caution	Difficulty	Inadequacy	High-Risk
	79	2	0	0					22%	1%	0%	0%
	Jan	Feb	Mar	Apr	May	Jun	Jul	Aug	Sep	Oct	Nov	Dec
1	58	71	80	66	54	62	52	62	57	68	57	62
2	56	76	77	66	56	60	52	65	61	68	53	63
3	61	71	75	66	55	56	58	60	66	70	56	65
4	64	66	71	69	60	56	56	63	62	65	60	69
5	66	63	70	69	58	54	61	63	65	60	59	65
6	63	68	71	61	56	53	63	67	65	65	61	65
7	61	72	69	63	59	56	63	64	65	65	60	64
8	61	74	72	58	52	73	61	67	70	65	65	65
9	61	74	75	58	54	71	64	72	66	67	63	63
10	61	76	70	58	59	65	68	66	64	73	54	66
11	63	71	70	59	56	66	69	66	62	68	52	60
12	66	70	70	59	59	66	66	62	62	69	52	63
13	68	70	68	58	55	70	61	64	66	67	53	65
14	69	65	71	58	54	71	60	64	68	62	54	63
15	68	66	78	59	53	77	58	59	69	65	57	64
16	69	67	72	60	53	76	59	66	64	64	54	59
17	65	74	74	64	54	71	63	65	65	64	54	59
18	71	74	72	65	52	69	67	65	65	63	56	58
19	69	74	71	68	56	71	64	67	62	66	58	59
20	72	78	74	70	57	70	59	64	59	68	64	63
21	70	77	70	68	57	64	62	68	67	67	63	61
22	69	79	72	63	55	67	60	68	68	68	60	63
23	75	76	73	63	58	66	61	67	62	73	57	63
24	75	77	73	66	60	67	66	61	66	68	58	61
25	78	76	73	72	59	72	66	61	64	71	58	59
26	73	73	76	74	56	76	66	61	69	61	59	58
27	70	73	80	71	56	70	64	63	68	59	60	58
28	67	77	77	70	62	67	64	60	66	53	64	63
29	67		75	59	59	60	60	62	68	56	61	67
30	68		74	57	64	55	62	64	63	54	59	64
31	69		66		64		65	63		59		64
ADP	67	72	73	64	57	66	62	64	65	65	58	63

	Caution	Distress	Danger	Hazard	2018 Daily Population				Caution	Difficulty	Inadequacy	High-Risk
	46	0	0	0					13%	0%	0%	0%
	Jan	Feb	Mar	Apr	May	Jun	Jul	Aug	Sep	Oct	Nov	Dec
1	62	72	75	60	61	66	59	57	53	51	60	63
2	66	74	79	60	65	63	58	59	55	51	60	65
3	70	70	72	59	61	65	61	52	53	44	57	61
4	68	74	72	59	64	65	61	51	55	48	57	61
5	71	74	67	63	62	65	63	52	60	51	56	54
6	73	77	68	68	63	71	62	53	50	51	57	61
7	70	74	74	65	64	69	56	53	50	49	58	69
8	74	75	72	67	62	61	57	54	50	51	58	71
9	70	78	69	65	58	59	56	54	50	55	56	67
10	69	76	64	61	53	61	56	59	52	58	53	67
11	69	73	64	65	56	63	55	63	61	55	50	68
12	69	71	63	63	52	67	53	65	61	60	52	68
13	62	67	67	60	53	68	54	63	64	54	51	62
14	61	73	73	59	54	67	51	68	58	52	56	59
15	63	70	71	58	53	65	47	69	58	52	56	60
16	63	69	69	56	57	61	54	66	57	53	60	62
17	59	70	71	64	59	60	54	65	57	53	60	65
18	58	67	68	66	62	61	54	61	61	59	62	60
19	60	68	67	64	63	62	47	60	64	64	62	62
20	62	68	69	63	60	60	49	61	63	62	61	64
21	64	68	70	59	58	61	47	68	60	60	60	65
22	65	66	67	64	60	68	44	66	60	62	54	60
23	69	64	64	58	63	66	46	69	60	64	56	60
24	71	72	53	60	63	66	51	72	64	61	56	60
25	68	73	61	63	63	69	49	65	67	51	58	60
26	70	71	63	60	59	69	54	66	61	53	60	60
27	67	69	53	62	57	70	60	64	58	50	63	63
28	70	75	62	57	60	68	55	62	57	51	66	61
29	70		62	57	61	67	52	64	53	52	64	62
30	72		61	56	60	60	50	58	51	56	70	62
31	74		61		60		55	58		58		65
ADP	67	71	67	61	60	65	54	61	57	55	58	63

	Caution	Distress	Danger	Hazard	2019 Daily Population				Caution	Difficulty	Inadequacy	High-Risk
	61	91	42	0					17%	25%	12%	0%
	Jan	Feb	Mar	Apr	May	Jun	Jul	Aug	Sep	Oct	Nov	Dec
1	71	74	68	63	69	56	67	72	84	105	100	92
2	68	68	65	57	63	56	64	71	86	104	100	90
3	67	76	65	57	60	55	67	73	89	102	104	92
4	67	77	66	57	61	59	63	75	89	110	102	88
5	63	77	68	59	66	60	69	79	92	109	94	86
6	65	74	63	61	57	63	63	78	97	111	93	91
7	67	74	62	63	56	68	67	72	95	106	92	87
8	67	72	66	65	62	65	62	72	95	108	95	87
9	75	71	66	58	61	65	63	78	93	107	97	83
10	66	71	62	59	64	63	66	74	93	107	97	80
11	69	74	60	59	60	59	63	72	92	108	93	86
12	63	76	62	61	62	55	66	76	94	104	92	85
13	65	74	61	58	60	54	61	78	94	103	96	91
14	64	72	65	59	56	59	60	80	89	101	94	90
15	67	78	64	56	57	58	64	76	90	104	98	91
16	68	74	60	62	54	57	70	77	88	102	99	93
17	68	71	60	62	59	58	68	74	92	100	97	93
18	62	67	63	60	56	57	68	73	94	102	98	95
19	65	69	63	63	54	69	72	72	93	101	103	93
20	60	68	67	65	55	67	71	76	97	102	103	85
21	59	66	65	65	55	67	71	83	97	97	98	81
22	59	66	66	66	55	60	73	83	100	99	103	84
23	62	64	62	70	48	63	70	83	102	100	100	84
24	63	66	62	71	55	64	72	80	104	100	100	80
25	64	67	61	69	55	66	70	80	103	98	98	78
26	61	69	62	69	56	65	72	84	106	99	96	82
27	64	68	65	69	57	70	71	81	107	97	101	81
28	70	73	62	67	56	72	69	83	103	99	89	80
29	71		65	63	54	68	71	83	104	102	91	81
30	73		66	69	55	69	72	86	103	98	91	80
31	73		67		55	75	75	82		94		80
ADP	66	71	64	63	58	62	68	78	96	103	97	86

DETENTION

- **EFFORTS ARE MADE TO MANAGE THE POPULATION LEVEL AND OVERCROWDING OF THE FACILITY BY USING:**
 - **PRE-TRIAL RELEASE / CHATHAM 360**
 - **WORKING CLOSELY WITH THE DA'S OFFICE**
 - **NOT HOLDING FEDERAL INMATES**
- **IN 2019, THE AVERAGE DAILY POPULATION WAS 76 INMATES (97 IN THE LAST 4 MONTHS)**
- **IN 2019, THE AVERAGE LENGTH OF STAY FOR AN INMATE WAS 22 DAYS**

NEW NORMAL?

- **REASONS**

- **INCREASE IN SERIOUS CRIME CHARGES**
- **INCREASE IN BOND AMOUNTS**

- **WE NEED TO PLAN TO**

- **COMPLETE “SHELLED SPACE” TO ADD 40 BEDS IMMEDIATELY**
- **RESERVE \$ FOR OVER CAPACITY**
- **ADD FUTURE EXPANSION ON CIP**

DETENTION NEEDS

- **2 DETENTION OFFICERS (6 THROUGH 2023)**
 - **DIRECT SUPERVISION (INDIRECT SINCE OPENING)**
- **1 MAINTENANCE DETENTION OFFICER**
 - **AGING EQUIPMENT, EXCESSIVE USE**
- **2 PT KITCHEN**
 - **PREP, COOK, SERVE, DELIVER, CLEAN, WASH FOR EACH MEAL**
 - **300+ MEALS/DAY**

2013 SHERIFF CONSIDERED ANIMAL SHELTER



- **UNDERSTAFFED (9 POSITIONS SHORT THEN)**
- **INADEQUATE FACILITY/EQUIPMENT**
- **UNKNOWN CALL VOLUME**

JUNE 2019 SHERIFF RESPONSIBLE

- **INCREASED ANIMAL CALL VOLUME ANSWERED BY DEPUTIES**
- **NO TRAINING/EXPERIENCE IN ANIMAL RESPONSES**
- **50% OF SERIOUS INJURIES BY ANIMALS**
- **WITHOUT BUDGET CONSIDERATIONS**
- **APPROVAL OF HEALTH BOARD AND HEALTH DIRECTOR**



NEW ANIMAL RESOURCE CENTER



- **NEW FACILITY (5.7 MILLION)**
 - **CUTS TO CLEANING SYSTEM**
 - **REDUCING # OF HOLDING AREAS**
- **INCREASED EXPECTATION FOR POSITIVE OUTCOMES**
- **MOST PUBLIC INPUT AND HITS ON SOCIAL MEDIA**

ANIMAL RESOURCE NEEDS

- **1 KENNEL MANAGER**
- **5 ANIMAL CARETAKERS**
- **1 PROGRAM MANAGER (VOLUNTEERS, RESCUE GROUPS, FOSTERING)**
- **1 VET TECH**
- **2 FRONT DESK ATTENDANTS (ALREADY BUDGETED)**
- **IF YOU CAN'T STAFF IT, DON'T BUILD IT!**



NOT AN AVERAGE COUNTY

- **ONE OF THE FASTEST GROWING COUNTIES**
- **ROBUST HOUSING MARKET**
- **LESS THAN 20% LIVE IN INCORPORATED TOWNS**
- **PLANNED COMMUNITIES**
- **WONDERFUL SCHOOLS**
- **MEDIAN INCOME \$63,531, HIGHER THAN THE STATE AVERAGE**
- **AGING COMMUNITY**
- **TOP 5 COUNTIES OF PER CAPITA INCOME OF \$39,299**
- **MAJOR POCKETS OF POVERTY**
- **COMPARATIVE LOW TAXES**

NOT AN AVERAGE SHERIFF'S OFFICE

- **13TH SAFEST COUNTY IN THE STATE**
- **HELD TO A HIGH PERFORMANCE STANDARD**
- **LOWEST INCARCERATION RATE**
- **CRIME IS DOWN**
 - **LESS THAN 1/2 THE STATE AVERAGE**
- **DIVERSE STAFF**
- **COMMUNITY FOCUSED**
- **32% FEMALE WORKFORCE**
- **CALLS FOR SERVICE UP**
- **COST OF LIVING UP**

BUT AVERAGE PAY

- **50 PERCENTILE PAY OR LESS**
- **NO OVERTIME BUDGET**
 - **COMPENSATORY TIME**
- **RENTAL/AFFORDABLE HOUSING MARKET**
- **HAVING TO COMMUTE TO WORK**
- **COST OF LIVING CONTINUES UP**
- **NOT PAID FOR PERFORMANCE**
- **3% COST OF LIVING DOES NOT KEEP UP**
- **ONLY WAY TO GAIN PAY IS TO TAKE ON MORE RESPONSIBILITY**
 - **SINGLE PARENTS, SHIFT WORK**
- **VACANCY RESPONSE IS POOR RETENTION MANAGEMENT**
- **PAY DOES NOT INCREASE PERFORMANCE, BUT FAIR AND EQUITABLE PAY IS **THE RIGHT THING TO DO!****

SUMMARY

SHERIFF

- 4 PATROL
- 2 VICTIM COORD.
- 2 INVESTIGATORS
- 1 NARCOTICS
- FAIR AND EQUITABLE PAY/COMPENSATION

DETENTION

- 2 DET. (6 BY 2023)
- 1 DET. MAINTENANCE
- 2 PT KITCHEN
- SHELL 40 BEDS
- \$ FOR OVERCAPACITY
- CIP EXPANSION

ANIMAL RESOURCES

- 1 KENNEL MANAGER
- 5 ANIMAL CARETAKERS
- 1 PROGRAM MANAGER (VOLUNTEERS, RESCUE GROUPS, FOSTERING)
- 1 VET TECH
- 2 FRONT DESK ATTENDANTS (ALREADY BUDGETED)

THANK YOU FOR THE INTEREST IN YOUR SHERIFF'S OFFICE

