

Division of Public Health

Agreement Addendum

FY 17-18

Page 1 of 2

Chatham County Public Health Department
Local Health Department Legal Name

452 Breast and Cervical Cancer
Activity Number and Description

06/01/2017 – 05/31/2018
Service Period

07/01/2017 – 06/30/2018
Payment Period

CDI / Cancer Prevention and Control
DPH Section/Branch Name

Debi Nelson, 919-707-5155
Debi.Nelson@dhhs.nc.gov

DPH Program Contact
(name, telephone number with area code, and email)

DPH Program Signature Date
(only required for a negotiable agreement addendum)

☐ Original Agreement Addendum
☒ Agreement Addendum Revision # 1

I. Background:


As of September 1, 2017, this Agreement Addendum Revision #1 adds the following two paragraphs:

Between 2010 and 2014, the North Carolina incidence of breast cancer was 159.8 per 100,000 women and the mortality was 21.6 per 100,000 women. (National Cancer Institute SEER Stat Fact Sheets, Female Breast Cancer). In 2017, an estimated 252,710 new cases of invasive breast cancer were expected to be diagnosed among U.S. women, as well as an estimated 63,410 additional cases of in situ breast cancer. In 2017, approximately 40,610 U.S. women are expected to die from breast cancer. Only lung cancer accounts for more cancer deaths (American Cancer Society Breast Cancer Facts & Figures, 2015-2016). In 2017, it is estimated that 10,279 cases are expected to be diagnosed in North Carolina with 1,446 deaths (Central Cancer Registry).

In 2017, an estimated 12,820 new cases of cervical cancer are expected to be diagnosed among U.S. women and 400 estimated cases are expected to be diagnosed in North Carolina (American Cancer Society Cancer Statistics Center).

II. Purpose:

This Agreement Addendum Revision #1 amends the goal of the North Carolina Breast and Cervical Cancer Control Program (NC BCCCP) to include providing diagnostic services: The goal of NC BCCCP is to reduce the morbidity and mortality due to breast and cervical cancers in women by providing breast and cervical cancer screening and/or diagnostic services for eligible underserved women of North Carolina.


Health Director Signature (use blue ink)

9-2-17
Date

Local Health Department to complete:
(If follow-up information is needed by DPH)

LHD program contact name: Debbie Garrett
Phone number with area code: 919-742-5641, ext. 8250
Email address: debbie.garrett@chathamnc.org

Signature on this page signifies you have read and accepted all pages of this document.

Revised June 2016

III. Scope of Work and Deliverables:

As of September 1, 2017, this Agreement Addendum #1 makes the following changes:

Replaces in its entirety Paragraph A. with the following:

- A. Provided Services. The Local Health Department (LHD) shall provide breast and cervical cancer screening services or screening and/or diagnostic services to NC BCCCP-enrolled women according to the following table:

Services Provided by Service Period	Number of NC BCCCP-Enrolled Women		
	State Funded	Federally Funded	Total
Breast and Cervical Cancer Screening Services — June 1–June 30, 2017			
	0	0	0
Breast and Cervical Cancer Screening Services – July 1, 2017–May 31, 2018			
	5	0	5
Change as of September 1, 2017, Agreement Addendum Revision # 1		16	16
Breast and Cervical Cancer Screening and or Diagnostic Services- New Total	5	16	21

Replaces in their entirety Subparagraphs 1.a and 1.b in Paragraph D. Clinical Protocols, with the following:

1. Breast Screening
 - a. Protocols for breast screening and follow-up shall be in accordance with the *Breast Screening Manual: A Guide for Health Departments and Providers* (DHHS, December 2016).
 - b. All eligible women shall receive breast cancer screening services (clinical breast exam and age-appropriate mammogram) based on the guidelines under Section III, Subsection C. Eligible Population. The vertical strip method is endorsed.

Replaces in its entirety Subparagraph 4.a in Paragraph D. Clinical Protocols with the following:

4. Follow-up Services and Patient Navigation for Abnormal Findings
 - a. When follow-up services are required, NC BCCCP funds are to be used to pay for or provide the diagnostic services listed on the most current FY 17-18 NC BCCCP Fee Schedule up to a maximum of \$2,000. All fee schedules are sent vial email to LHD BCCCP navigators and are found at <http://bcccp.ncdhhs.gov/providers.htm>.

Deletes in its entirety and does not replace Subparagraph 4.c in Paragraph D. Clinical Protocols.

Replaces in its entirety Subparagraph 4.d in Paragraph D. Clinical Protocols with the following:

- d. Patient navigation is defined as, “Individualized assistance offered to clients to help overcome health care system barriers and facilitate timely access to quality screening and/or diagnostics as well as initiation of treatment services for women who are diagnosed with cancer. Women having an abnormal breast or cervical screening result shall receive patient navigation and be referred for assessment of the following findings:

- i. Clinical breast exam result of discrete palpable mass, serous or bloody nipple discharge, nipple areolar scaliness, or skin dimpling or retraction;
- ii. Mammogram result of Category IV (suspicious abnormality, biopsy should be considered) or Category V (highly suggestive of malignancy); and
- iii. Pap result of LSIL, ASC-US with positive HPV, ASC-H, HSIL, squamous cell carcinoma, abnormal glandular cells (AGC) including AGUS or adenocarcinoma.

Replaces in their entirety Subparagraphs 1.a and 1.c in Paragraph E. Recruitment, Outreach and Professional Education with the following:

- a. To enhance internal LHD referrals to NC BCCCP, the LHD shall provide in-reach activities. These activities are to ensure that staff in all LHD clinics are aware of the NC BCCCP eligibility guidelines and know how to refer a potentially eligible patient to the appropriate contact person.
- c. The LHD shall return all recruitment data and surveys by the required deadline as requested by the NC BCCCP Program Consultant.

Replaces in its entirety Subparagraph 2.c in Paragraph E Recruitment, Outreach and Professional Education with the following:

2. Professional Development

- c. All registered nurses without advanced practice certification who perform clinical examinations for the NC BCCCP must enroll in and complete the Physical Assessment of Adults Course. This course is conducted by the University of North Carolina Gillings School of Global Public Health and co-sponsored by the North Carolina Division of Public Health. Evidence of the satisfactory completion of a comparable course of study may be substituted for this requirement with the approval of the Public Health Nursing and Professional Development Unit (PHNPDU). Proof of this certification must be on file with the LHD.

IV. Performance Measures/Reporting Requirements:

As of September 1, 2017, this Agreement Addendum Revision #1 makes the following changes:

Replaces in its entirety Subparagraph 1. in Paragraph A. Performance Indicators and Benchmarks with the following:

- 1. Funding to the LHD for NC BCCCP in FY 17-18 shall be based on the LHD's FY16-17 performance (if available) in all areas listed in the following table. **Failure to comply with these indicators in FY 17-18 may result in loss of funding in FY 18-19.**

Indicator Type	Program Performance Indicator	Minimum Standard
Service Goal	Total number of women served for FY 17-18	≥ 90%
Budget Expenditures	Allocated NC BCCCP funds expended for each woman served	≥ 90%
Breast Cancer Screening Performance Indicators	Initial mammograms provided to women ≥ 50 years of age (applies to federal funds only)	≥ 75%
	Abnormal screening results with complete follow-up	≥ 90%
	Abnormal screening results; Time from screening to diagnosis > 60 days	≤ 25%
	Treatment started for breast cancer	≥ 90%
	Breast cancer; Time from diagnosis to treatment > 60 days	≤ 20%
Cervical	Initial program Pap test; rarely or never screened	≥ 20%

Cancer Screening Performance Indicators	Abnormal screening results with complete follow-up	≥ 90%
	Abnormal screening results - time from screening to diagnosis > 90 days	≤ 25%
	Treatment started for diagnosis of HSIL, CIN II, CIN III, CIS, Invasive Carcinoma	≥ 90%
	HSIL, CIN II, CIN III, CIS; Time from diagnosis to treatment < 90 days	≥ 80%
	Invasive carcinoma; time from diagnosis to treatment < 60 days	≥ 80%

Adds another paragraph to Subparagraph 1. in Paragraph B. Reporting Requirements, as follows:

As of September 1, 2017, all data, including initial screening or diagnostic service, follow-up of abnormal results, and treatment disposition shall be recorded by the LHD in the Health Information System (HIS) data system (or compatible vendor system) in a timely manner as follows:

Adds another paragraph to Subparagraph 1.a in Paragraph B. Reporting Requirements, as follows:

As of September 1, 2017, the LHD shall enter patient data into the HIS or compatible vendor data system and separately report the total women screened or served no later than the tenth of each month for the previous month's screenings.

Adds another paragraph to Subparagraph 1.d in Paragraph B. Reporting Requirements, as follows:

As of September 1, 2017, when NC BCCCP Staff at the LHD are assigned to the local NC BCCCP or vacated from the role (including the Health Director, Nursing Director/Supervisor, NC BCCCP Navigator, Health Educator, or Financial Contact), the State's NC BCCCP is to be advised of the name and contact information of that person within one month using the *Staff Change Notification Form* available for download at <http://bcccp.ncdhhs.gov/linksandresources/ProviderForms/StaffChangeNotification.pdf>.

Adds another paragraph to Subparagraph 1. in Paragraph C. Format, as follows:

As of September 1, 2017, Breast and Cervical data screens should be completed and sent to the NC BCCCP electronically for every woman who receives clinical services (mammogram, clinical breast exam, Pap test, HPV test, or diagnostic service) and follow-up services, using the state HIS or through a compatible system.

Adds another paragraph to Subparagraph 2. in Paragraph D. Data Source, as follows:

As of September 1, 2017, Monthly progress reports are provided to each LHD to report performance and identify individual cases requiring follow-up or correction by the LHD. All patients with abnormal findings or data errors are to remain on the monthly data reports for two program years, or until follow-ups are completed or errors are corrected, whichever is earlier.

V. Performance Monitoring and Quality Assurance:

As of September 1, 2017, this Agreement Addendum Revision #1 replaces in its entirety Subparagraph 1 in Paragraph A. LHD responsibilities for quality assurance with the following:

1. Cervical Screening and Follow-up

Laboratories must be certified under the most recent version of Clinical Laboratory Improvement Amendments. The Bethesda 2001 System is required for reporting the results of Pap tests. (See *Pap Screening Manual: A Guide for Health Departments and Providers*. DHHS, 2013)

VI. Funding Guidelines or Restrictions:

As of September 1, 2017, this Agreement Addendum Revision #1 makes the following changes:

Adds another paragraph to Subparagraph 1. in Paragraph B. Financial, as follows:

As of September 1, 2017, the LHD shall be reimbursed at a capitated rate of \$255 per woman who receives at least one NC BCCCP-funded clinical service (mammogram, clinical breast exam, Pap test, Pap test with HPV co-test, or diagnostic service) for up to the total number of women specified in Section III.A of the Agreement Addendum.

Adds another paragraph to Subparagraph 3. in Paragraph B. Financial, as follows:

Patients who receive clinical services using state funds need to be tracked and reported separately in HIS data system from those who receive clinical services using federal BCCCP money.

Adds another paragraph to Subparagraph 4. in Paragraph B. Financial, as follows:

As of September 1, 2017, the LHD must hold sufficient NC BCCCP funds to complete the screening, follow-up and/or diagnostic services for each woman served.

Adds another paragraph to Subparagraph 4. in Paragraph D. Agreement Addendum Funding Allocation Adjustments, as follows:

1. As of September 1, 2017, the number of women served in compliance with performance indicators shall be determined by the number of women who have a screening and/or diagnostic service paid partially or in full with NC BCCCP funds.

FY18 Activity: 452 NC Breast and Cervical Cancer Control Program**Supplement 2**Supplement reason: ☒ In AA+BE or AA+BE Rev - ☐ -

CFDA #: 93.898 Federal awd date: 07/20/17 Is award R&D? no FAIN: 1 NU58DP006281-01 Total amount of fed awd: \$ 2,900,000

CFDA Cancer Prevention and Control Program for State,
name: Territorial, and Tribal OrganizationsFed award
project description:
Breast and Cervical Cancer Control ProgramFed awarding agency: DHHS, Centers for Disease Control and
PreventionFederal award indirect cost rate: n/a %
%

Subrecipient	Subrecipient DUNS	Fed funds for this Supplement	Total All fed funds for this Activity	Subrecipient	Subrecipient DUNS	Fed funds for this Supplement	Total All fed funds for this Activity
Alamance	965194483	=	=	Jackson	019728518	7395	8925
Albemarle	130537822	14025	17085	Johnston	097599104	41820	45390
Alexander	030495105	=	=	Jones	095116935	2805	3315
Anson	847163029	=	=	Lee	067439703	4845	5355
Appalachian	780131541	510	1020	Lenoir	042789748	=	=
Beaufort	091567776	19890	20400	Lincoln	086869336	43860	45390
Bladen	084171628	-510	0	Macon	070626825	8415	9945
Brunswick	091571349	31365	32895	Madison	831052873	5355	6120
Buncombe	879203560	165750	178500	MTW	087204173	7395	8415
Burke	883321205	=	=	Mecklenburg	074498353	72675	77775
Cabarrus	143408289	16830	20655	Montgomery	025384603	=	=
Caldwell	948113402	6120	7650	Moore	050988146	=	=
Carteret	058735804	9945	10455	Nash	050425677	31365	34935
Caswell	077846053	=	=	New Hanover	040029563	15300	15300
Catawba	083677138	26520	30345	Northampton	097594477	2550	2550
Chatham	131356607	=	=	Onslow	172663270	=	=
Cherokee	130705072	=	=	Orange	139209659	5610	6630
Clay	145058231	255	765	Pamlico	097600456	8160	8160
Cleveland	879924850	20145	22950	Pender	100955413	5100	5100
Columbus	040040016	4080	4845	Person	091563718	=	=
Craven	091564294	9180	11475	Pitt	080889694	16320	17850
Cumberland	123914376	24735	27540	Randolph	027873132	=	=
Dare	082358631	11475	11475	Richmond	070621339	11985	11985
Davidson	077839744	31875	34680	Robeson	082367871	=	=
Davie	076526651	14025	15300	Rockingham	077847143	18360	20910
Duplin	095124798	=	=	Rowan	074494014	=	=
Durham	088564075	6120	6885	RPM	782359004	35190	38250
Edgecombe	093125375	=	=	Sampson	825573975	5355	6120
Forsyth	105316439	34935	38250	Scotland	091564146	=	=
Franklin	084168632	=	=	Stanly	131060829	=	=
Gaston	071062186	=	=	Stokes	085442705	=	=
Graham	020952383	510	1020	Surry	077821858	18870	20400
Granville-Vance	063347626	=	=	Swain	146437553	3825	4355
Greene	091564591	255	765	Toe River	113345201	7140	8415
Guilford	071563613	=	=	Transylvania	030494215	1020	1530
Halifax	014305957	=	=	Union	079051637	6885	8670
Harnett	091565986	=	=	Wake	019625961	48195	54570
Haywood	070620232	7905	8670	Warren	030239953	6375	6375
Henderson	085021470	14790	17340	Wayne	040036170	35190	35955
Hertford	627320971	9690	11220	Wilkes	067439950	11220	11220
Hoke	091563643	2550	2550	Wilson	075585695	10200	10710
Hyde	832526243	=	510	Yadkin	089910624	6885	7650
Iredell	074504507	=	=				


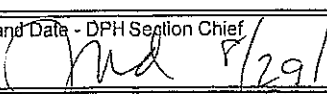


DPH-Aid-To-Counties

For Fiscal Year: 17/18

Budgetary Estimate Number : 2

Activity 452	AA	1320 310A JS	1320 310E JS	1320 5599 00	Proposed Total	New Total
Service Period		07/01-05/31	06/01-06/30	06/01-05/31		
Payment Period		08/01-06/30	07/01-07/31	07/01-06/30		
01 Alamance		0	0	0	0	0
D1 Albemarle	* 2	14,025	0	-1,275	12,750	70,125
02 Alexander		0	0	0	0	0
04 Anson		0	0	0	0	0
D2 Appalachian	* 2	510	0	0	510	15,300
07 Beaufort	* 2	19,890	0	0	19,890	31,875
09 Bladen	* 2	0	-510	0	-510	0
10 Brunswick	* 2	31,365	0	0	31,365	63,750
11 Buncombe	* 2	165,750	0	-45,645	120,105	293,250
12 Burke		0	0	0	0	0
13 Cabarrus	* 2	16,830	0	0	16,830	51,000
14 Caldwell	* 2	6,120	0	0	6,120	42,075
16 Carteret	* 2	9,945	0	0	9,945	20,400
17 Caswell		0	0	0	0	0
18 Catawba	* 2	26,520	0	0	26,520	44,625
19 Chatham	* 1	4,080	0	0	4,080	5,355
20 Cherokee	* 1	2,550	0	0	2,550	12,750
22 Clay	* 2	255	0	0	255	7,395
23 Cleveland	* 2	20,145	0	0	20,145	40,800
24 Columbus	* 2	4,080	0	0	4,080	14,025
25 Craven	* 2	9,180	0	0	9,180	35,700
26 Cumberland	* 2	24,735	0	0	24,735	51,000
28 Dare	* 1	11,475	0	0	11,475	36,975
29 Davidson	* 2	31,875	0	0	31,875	52,275
30 Davie	* 2	14,025	0	0	14,025	22,950
31 Duplin		0	0	0	0	0
32 Durham	* 2	6,120	0	0	6,120	19,125
33 Edgecombe	* 1	3,825	0	-9,690	-5,865	6,375
34 Forsyth	* 2	34,935	0	-5,610	29,325	89,250
35 Franklin		0	0	0	0	0
36 Gaston	* 1	25,500	0	0	25,500	44,625
38 Graham	* 2	510	0	0	510	7,650
D3 Gran-Vance		0	0	0	0	0
40 Greene	* 2	255	0	0	255	6,375
41 Guilford		0	0	0	0	0
42 Halifax	* 1	1,785	0	0	1,785	6,375
43 Harnett		0	0	0	0	0
44 Haywood	* 2	7,905	0	0	7,905	17,850
45 Henderson	* 2	14,790	0	0	14,790	25,500
46 Hertford	* 2	9,690	0	0	9,690	25,500
47 Hoke	* 1	2,550	0	0	2,550	10,200
48 Hyde		0	0	0	0	8,925
49 Iredell		0	0	0	0	0
50 Jackson	* 2	7,395	0	0	7,395	21,930
51 Johnston	* 2	41,820	0	0	41,820	51,000

52 Jones	*	2	2,805	0	0	2,805	6,375
53 Lee	*	2	4,845	0	0	4,845	6,885
54 Lenoir	*	1	6,120	0	0	6,120	8,925
55 Lincoln	*	2	43,860	0	0	43,860	51,000
56 Macon	*	2	8,415	0	0	8,415	20,655
57 Madison	*	2	5,355	0	0	5,355	15,300
D4 M-T-W	*	2	7,395	0	0	7,395	14,025
60 Mecklenburg	*	2	72,675	0	-86,025	-13,350	141,525
62 Montgomery			0	0	0	0	0
63 Moore	*	2	0	0	-8,160	-8,160	0
64 Nash	*	2	31,365	0	0	31,365	61,200
65 New Hanover	*	1	15,300	0	0	15,300	19,125
66 Northampton	*	1	2,550	0	0	2,550	12,750
67 Onslow			0	0	0	0	0
68 Orange	*	2	5,610	0	0	5,610	15,300
69 Pamlico	*	1	8,160	0	0	8,160	10,200
71 Pender	*	1	5,100	0	0	5,100	10,200
73 Person	*	1	0	0	-5,865	-5,865	0
74 Pitt	*	2	16,320	0	0	16,320	44,115
76 Randolph			0	0	0	0	0
77 Richmond	*	1	11,985	0	0	11,985	16,320
78 Robeson			0	0	0	0	0
79 Rockingham	*	2	18,360	0	0	18,360	42,075
80 Rowan			0	0	0	0	0
D5 R-P-M	*	2	35,190	0	-1,275	33,915	81,600
82 Sampson	*	2	5,355	0	0	5,355	9,945
83 Scotland			0	0	0	0	0
84 Stanly	*	1	3,825	0	0	3,825	7,395
85 Stokes	*	1	5,100	0	0	5,100	10,200
86 Surry	*	2	18,870	0	-1,275	17,595	61,200
87 Swain	*	2	3,825	0	0	3,825	9,180
D6 Toe River	*	2	7,140	0	0	7,140	18,615
88 Transylvania	*	2	1,020	0	0	1,020	6,375
90 Union	*	2	6,885	0	0	6,885	19,125
92 Wake	*	2	48,195	0	1,275	49,470	88,740
93 Warren	*	1	6,375	0	0	6,375	8,925
96 Wayne	*	2	35,190	0	0	35,190	54,825
97 Wilkes	*	2	11,220	0	0	11,220	16,320
98 Wilson	*	2	10,200	0	0	10,200	20,910
99 Yadkin	*	2	6,885	0	0	6,885	10,200
Totals			1,041,930	-510	-163,545	877,875	2,171,835

Sign and Date - DPH Program Administrator  8/29/17	Sign and Date - DPH Section Chief  8/29/17
Sign and Date - DPH Contracts Office  8-29-17	Sign and Date - DPH Budget Officer  8/30/17 DB 8/30/17

DPH-Aid-To-Counties

For Fiscal Year: 17/18

Budgetary Estimate Number : 3

Activity 452	AA	1320 310A D7	1320 310A JS	1320 310E JS	1320 5599 00	Proposed Total	New Total
Service Period		07/01-05/31	07/01-05/31	06/01-06/30	06/01-05/31		
Payment Period		08/01-06/30	08/01-06/30	07/01-07/31	07/01-06/30		
01 Alamance		0	0	0	0	0	0
D1 Albemarle	* 2	14,025	-14,025	0	0	0	70,125
02 Alexander		0	0	0	0	0	0
04 Anson		0	0	0	0	0	0
D2 Appalachian	* 2	510	-510	0	0	0	15,300
07 Beaufort	* 2	19,890	-19,890	0	0	0	31,875
09 Bladen		0	0	0	0	0	0
10 Brunswick	* 2	31,365	-31,365	0	0	0	63,750
11 Buncombe	* 2	165,750	-165,750	0	0	0	293,250
12 Burke		0	0	0	0	0	0
13 Cabarrus	* 2	16,830	-16,830	0	0	0	51,000
14 Caldwell	* 2	6,120	-6,120	0	0	0	42,075
16 Carteret	* 2	9,945	-9,945	0	0	0	20,400
17 Caswell		0	0	0	0	0	0
18 Catawba	* 2	26,520	-26,520	0	0	0	44,625
19 Chatham	* 1	4,080	-4,080	0	0	0	5,355
20 Cherokee	* 1	2,550	-2,550	0	0	0	12,750
22 Clay	* 2	255	-255	0	0	0	7,395
23 Cleveland	* 2	20,145	-20,145	0	0	0	40,800
24 Columbus	* 2	4,080	-4,080	0	0	0	14,025
25 Craven	* 2	9,180	-9,180	0	0	0	35,700
26 Cumberland	* 2	24,735	-24,735	0	0	0	51,000
28 Dare	* 1	11,475	-11,475	0	0	0	36,975
29 Davidson	* 2	31,875	-31,875	0	0	0	52,275
30 Davie	* 2	14,025	-14,025	0	0	0	22,950
31 Duplin		0	0	0	0	0	0
32 Durham	* 2	6,120	-6,120	0	0	0	19,125
33 Edgecombe	* 1	3,825	-3,825	0	0	0	6,375
34 Forsyth	* 2	34,935	-34,935	0	0	0	89,250
35 Franklin		0	0	0	0	0	0
36 Gaston	* 1	25,500	-25,500	0	0	0	44,625
38 Graham	* 2	510	-510	0	0	0	7,650
D3 Gran-Vance		0	0	0	0	0	0
40 Greene	* 2	255	-255	0	0	0	6,375
41 Guilford		0	0	0	0	0	0
42 Halifax	* 1	1,785	-1,785	0	0	0	6,375
43 Harnett		0	0	0	0	0	0
44 Haywood	* 2	7,905	-7,905	0	0	0	17,850
45 Henderson	* 2	14,790	-14,790	0	0	0	25,500
46 Hertford	* 2	9,690	-9,690	0	0	0	25,500
47 Hoke	* 1	2,550	-2,550	0	0	0	10,200
48 Hyde		0	0	0	0	0	8,925
49 Iredell		0	0	0	0	0	0
50 Jackson	* 2	7,395	-7,395	0	0	0	21,930

51 Johnston	* 2	41,820	-41,820	0	0	0	51,000
52 Jones	* 2	2,805	-2,805	0	0	0	6,375
53 Lee	* 2	4,845	-4,845	0	0	0	6,885
54 Lenoir	* 1	6,120	-6,120	0	0	0	8,925
55 Lincoln	* 2	43,860	-43,860	0	0	0	51,000
56 Macon	* 2	8,415	-8,415	0	0	0	20,655
57 Madison	* 2	5,355	-5,355	0	0	0	15,300
D4 M-T-W	* 2	7,395	-7,395	0	0	0	14,025
60 Mecklenburg	* 2	72,675	-72,675	0	0	0	141,525
62 Montgomery		0	0	0	0	0	0
63 Moore	* 2	0	0	0	0	0	0
64 Nash	* 2	31,365	-31,365	0	0	0	61,200
65 New Hanover	* 1	15,300	-15,300	0	0	0	19,125
66 Northampton	* 1	2,550	-2,550	0	0	0	12,750
67 Onslow		0	0	0	0	0	0
68 Orange	* 2	5,610	-5,610	0	0	0	15,300
69 Pamlico	* 1	8,160	-8,160	0	0	0	10,200
71 Pender	* 1	5,100	-5,100	0	0	0	10,200
73 Person		0	0	0	0	0	0
74 Pitt	* 2	16,320	-16,320	0	0	0	44,115
76 Randolph		0	0	0	0	0	0
77 Richmond	* 1	11,985	-11,985	0	0	0	16,320
78 Robeson		0	0	0	0	0	0
79 Rockingham	* 2	18,360	-18,360	0	0	0	42,075
80 Rowan		0	0	0	0	0	0
D5 R-P-M	* 2	35,190	-35,190	0	0	0	81,600
82 Sampson	* 2	5,355	-5,355	0	0	0	9,945
83 Scotland		0	0	0	0	0	0
84 Stanly	* 1	3,825	-3,825	0	0	0	7,395
85 Stokes	* 1	5,100	-5,100	0	0	0	10,200
86 Surry	* 2	18,870	-18,870	0	0	0	61,200
87 Swain	* 2	3,825	-3,825	0	0	0	9,180
D6 Toe River	* 2	7,140	-7,140	0	0	0	18,615
88 Transylvania	* 2	1,020	-1,020	0	0	0	6,375
90 Union	* 2	6,885	-6,885	0	0	0	19,125
92 Wake	* 2	48,195	-48,195	0	0	0	88,740
93 Warren	* 1	6,375	-6,375	0	0	0	8,925
96 Wayne	* 2	35,190	-35,190	0	0	0	54,825
97 Wilkes	* 1	11,220	-11,220	0	0	0	16,320
98 Wilson	* 2	10,200	-10,200	0	0	0	20,910
99 Yadkin		6,885	-6,885	0	0	0	10,200
Totals		1,041,930	-1,041,930	0	0	0	2,171,835

Sign and Date - DPH Program Administrator <i>[Signature]</i> 8/31/17	Sign and Date - DPH Section Chief <i>[Signature]</i> 8/31/17
Sign and Date - DPH Contracts Office <i>Rebecca Miller</i> 8/31/17	Sign and Date - DPH Budget Officer <i>Stemela Gada</i> 8/31/17