

Juvenile Crime Prevention Council County Plan

Chatham County

For FY 2026-2027

Table of Contents

- I. Executive Summary
- II. County Funding Plan
- III. Juvenile Crime Prevention Council Organization
- IV. County Risk, Needs and YASI Assessment Summary
- V. County Juvenile Crime Prevention Council Request for Proposals
- VI. Funding Decisions Summary
- VII. Funded Programs *Program Enhancement Plan* (PEP) OR, add brief program description for any program without a PEP.

Attachments:

Executive Summary

The Chatham County Juvenile Crime Prevention Council (JCPC), in fulfillment of the duties and responsibilities as set forth in the General Statutes of the State of North Carolina, has reviewed and updated this County Plan for FY 2026-2027. In 2019, House Bill 593 passed which approved an optional 1 or 2-year funding cycle for DPS JCPC funds, which is determined locally by each JCPC statewide. Also included in the HB was Raise the Age in N.C. which directs 16- & 17-year-olds from District Court to Juvenile Court. In order to see any new possible trends in juvenile justice data (now serving 16- & 17-year-olds) and to plan programming in the community accordingly, the Chatham County JCPC approved a one-year funding cycle. Data continues to be monitored by the JCPC annually, which provides direction to which funding cycle is most beneficial to the community and Council.

The JCPC has identified the issues and factors which have an influence and impact upon vulnerable youth, at-risk youth, delinquent youth, and their families in Chatham County. Further, the JCPC has identified the strategies and services most likely to reduce/prevent delinquent behavior.

Monitoring and Evaluation: Each program funded in the past fiscal year by the JCPC has been monitored by the JCPC Monitoring Committee and programs were found in full compliance with DPS JCPC Policy and within the operating parameters of their budget and providing the services as described in their program agreement. The monitoring results and program outcome evaluations were considered in making funding allocation decisions. The JCPC will continue to conduct annual implementation monitoring of its funded programs.

Priorities for Funding: Through a review of risk & needs assessment data, the Youth Assessment Screening Inventory (YASI) data and a community resource assessment, the JCPC has determined that the following services are needed to reduce/prevent delinquency in Chatham County.

1. Restitution / Community Service
2. Teen Court including Sentencing and Responsive Circles
3. Interpersonal Skill Building
4. Tutoring / Academic Enhancement
5. Parent/Family Skill Building
6. Substance Abuse Counseling
7. Family Counseling
8. Individual/Group/Mixed Counseling
9. Mentoring Services
10. Vocational Skills
11. Experiential Skills
12. Temporary Shelter Care
13. Juvenile Structured Day

Funding Recommendations: Having advertised a Request for Proposals (RFP) for these needed services for a minimum of thirty (30) days, the JCPC has screened the submitted proposals and has determined which proposals best meet the advertised needed services. As required by statute, the JCPC recommends allocation of the NC Department of Public, Division of Juvenile Justice and Delinquency Prevention funds to the following programs in the amounts specified below for the upcoming fiscal year: (Also, see the Chatham County Funding Plan with this report.)

The JCPC further recommends that the following amount be allocated for the administrative costs of the Council for fiscal year 2026-2027: \$12,150.

Respectfully Submitted,

 , Chair, Chatham County Juvenile Crime Prevention Council
Date: 6/2/2026

Chatham County

NC DPS - Community Programs - County Funding Plan

Available Funds: \$ 189,974 Local Match: \$ 104,209 Rate: 30%

DPS JCPC funds must be committed with a Program Agreement submitted in NC Allies and electronically signed by authorized officials.

#	Program Provider	DPS-JCPC Funding	LOCAL FUNDING			OTHER	OTHER	Total	% Non DPS-JCPC Program Revenues
			County Cash Match	Local Cash Match	Local In-Kind	State/Federal	Funds		
1	Juvenile Crime Prevention Council Administration	\$12,150						\$12,150	
2	Community In Schools Community Service and Restitution	\$58,000	\$17,400	\$32,515				\$107,915	46%
3	Volunteers for Youth Chatham County Teen Court	\$55,000	\$16,500	\$1,663				\$73,163	25%
4	Reintegration Support Network Youth Wellness Skill Building Program	\$27,000	\$8,100	\$15,000				\$50,100	46%
5	Exchange Club of Alamance Parent Teen Solutions In-Home	\$37,824	\$11,347		\$1,684			\$50,855	26%
6									
7									
8									
9									
10									
11									
12									
13									
14									
15									
16									
17									
18									
TOTALS:		\$189,974	\$53,347	\$49,178	\$1,684			\$294,183	35%

The above plan was derived through a planning process by the Chatham County
 Juvenile Crime Prevention Council and represents the County's Plan for use of these funds in FY 2026-2027.

Amount of Unallocated Funds _____

Amount of funds reverted back to DPS _____

Discretionary Funds added _____

check type initial plan update final

-----DPS Use Only-----

Reviewed by _____ Area Consultant _____ Date _____

Reviewed by _____ Program Assistant _____ Date _____

Verified by _____ Designated State Office Staff _____ Date _____

 Chairperson, Juvenile Crime Prevention Council (Date)

 Chairperson, Board of County Commissioners (Date)
 or County Finance Officer

Juvenile Crime Prevention Council Organization

FY 26-27	Name	Organization	Title
Chairperson	Madeline Krimm	Chatham County Diversion and Advocacy	Diversion Programs Clinician
Vice- Chairperson	Amanda Farris	NCDPS	Chief Court Counselor
Secretary	To Be Determined		
Treasurer	N/A		
Assessment Committee Chairperson	Amanda Farris	NCDPS	Chief Court Counselor
Funding Committee Chairperson	Renita Fox	Chatham County Diversion and Advocacy	Diversion Programs Director

Number of members for FY 26-27: **23**

List meeting dates during the current fiscal year and identify the number of JCPC members in attendance for each.

Meeting Date	Number of Members in Attendance	Quorum Present? Yes/No
7/18/25	9	NO
9/5/25	17	YES
9/23/25 Funding Meeting	5	YES
10/10/25 Funding Meeting	6	YES
11/7/25	15	YES
1/9/26	16	YES
2/26/26 Funding Meeting	7	YES
3/24/26 Funding Meeting	5	YES

FY 2025-2026
SUMMARY REPORT OF THE
CHATHAM COUNTY RISK AND NEEDS ASSESSMENT COMMITTEE

- I. Youth Assessment and Screening Instrument (YASI) Summary
- II. Summary of Community Resources
- III. Summary of Gaps and Barriers in the Community Continuum
- IV. Proposed Priority Services for Funding

Part I. Youth Assessment and Screening Instrument (YASI) Summary

On October 28, 2025, the Chatham County JCPC Risk and Needs Assessment Committee met to review the data gleaned from the Youth Assessment and Screening Instrument (YASI) which was implemented by Juvenile Court Services beginning January 1, 2021. The full assessment consists of over 100 separate items useful for both predictive risk and case management, so data reported from this review will consist of county-level risk factors that may be prioritized by the JCPC for RFP development, as well as for highlighting prevalent issues among court involved juveniles that individual programs and community-based service organizations will want to consider when working with court-involved juveniles in the county.

All juveniles at intake receive the YASI Pre-Screen (33 questions) which is also embedded in each full assessment. The aggregate outputs from full YASI assessments are just one of the data sources used by the Committee and are the focus of summaries that follow in this document.

YASI questions are framed in either a historic context (Legal History, for example), or in some cases, “current” or “prior three-months” timeframes for other, more dynamic, questions.

The following data summary represents the first full fiscal year of implementation of the YASI. In reviewing and prioritizing the elevated risk and needs extracted from this data set, one must consider the utilization of YASI as a predictor of future risk of offending; and as a case management instrument for determining level of service and types of services necessary to reduce recidivism.

Chatham County YASI Summary Observations: FY 2025-2026

The overall YASI summary data is based on 74 individual youth who were assessed during the fiscal year 2024-2025 coming to the attention of Court Services.

Elevated Risk and Needs:

- 74% of youth scored as moderate to high risk level per the YASI assessment.
- 67% of youth scored as low to moderate level needs per the YASI assessment.

Legal History Domain

- 64% of youth had a previous delinquent referral which is 18% higher than the state.
- 74% of youth had a complaint which had a result (i.e., adjudication, diversion plan/contract, continued adjudication, or continued disposition). This is 11% higher than the state.
- 47% of youth had felony referrals which is 12% higher than the state.
- 46% of youth had complaints for person crimes which is 5% higher than the state.

Family Domain

- 31% of youth have a prior runaway history which is 10% higher than the state.

- 31% of youth have a family member with a prior criminal history which is 7% higher than the state.

School Domain

- 11% of youth dropped out of school which is 6% higher than the state.
- Only 53% of youth attend school regularly.
- 21% of youth are failing most of their classes which is 7% higher than the state.
- 71% of youth have multiple out of school suspensions which is 10% higher than the state.
- 54% of youth are not involved in any after-school activities, which is 5% lower than the state.

Community and Peers Domain

- 54% are associated with delinquent peers which is 8% higher than the state.
- 19% of youth usually go along with negative peers which is 6% higher than the state.
- 12% of youth lead anti-social peers which is 10% higher than the state.

Alcohol and Drugs Domain

- 54% are using and abusing substances whether illegal or prescription drugs not prescribed which is 12% higher than the state.
- 45% of youth indicated that alcohol/drug use disrupts their function which is 16% higher than state.
- 63% of those youth who have used alcohol/drugs have not had prior treatment which is 5% lower than state.

Mental Health Domain

- 49% of youth responded to having mental health problems and/or having a diagnosis.
- 20% of youth had a history of physical abuse which is 12% higher than the state.
- 11% of youth had a history of sexual abuse which is 7% higher than the state.
- 24% of youth have been a victim of physical assault which is 15% higher than the state.

Aggression Domain

- 45% of youth exhibit bullying/threatening behavior which is 13% higher than the state.
- 26% of youth had prior destruction of property behavior which is 14% higher than the state.
- 22% of youth are not engaged in any structured activity which is 6% higher than the state.

Part II. Summary of the Existing Community Resources

JCPC Funded Programs 25-26

CIS Community Service/Restitution program	Chatham County Teen Court
Reintegration Support Network	Interpersonal Skill Building

Division of Juvenile Justice and Delinquency Prevention Funded Programs

North Hills Transitional Living (Females)	Hearth Transitional Living (Males and Females)
Craven Transitional Living (Males)	The FARM Transitional Living (Males)
Chowan Transitional Living (Males)	Eckerd Residential (Males and Females)
Haven House Transitional Living (Male and Female)	Juvenile Crisis & Assessment Centers
Hearth Transitional Living (Male and Female)	AMI Kids Functional Family Therapy (FFT)

Community Resources / Structured Activities

Boys and Girls Scouts of America	4-H Youth Services
Hispanic Liaison Youth Group	Boys and Girls Club
Recreation Departments	YMCA
NC Works	CIS School-Based Services

Community Resources / Clinical Treatment

Problem Sexual Behavior Risk Assessment	Intensive In-Home
Juvenile Crisis & Assessment Centers	Substance Use Treatment
MST Services	

Other Residential Programs

Therapeutic Foster Care	Level III Group Homes
Job Corps	Wright School
Whitaker School	Tarheel Challenge Academy

Community Resources available but difficult to access

Substance Abuse Residential Treatment	Problem Sexual Behavior Treatment
---------------------------------------	-----------------------------------

Part III. Summary of Gaps and Barriers in the Continuum of Services

Gaps of Services (needed not available)

Day Reporting Center	Clinical Day Treatment
Juvenile Alateen Spanish Speaking	Juvenile Alateen English Speaking
Experiential Skill Building Programs	Academic Tutoring

Barriers to JCPC Programs and other Community Programs

Transportation	Funding
Language	Youth and Family Engagement
Insurance	

Part IV. Proposed Priority Services for Funding

The committee compared the services needed to address the elevated Juvenile Risk Factors and Juvenile Needs with services currently available in the community. Services which are currently available in the community and sufficient to meet the needs of court involved youth or those youth most at risk for court involvement are not considered as a priority for JCPC funding.

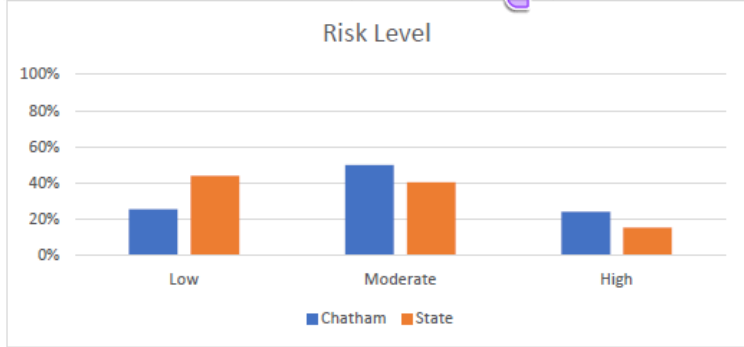
The Committee proposes that the following services be approved as the funding priorities for FY 26-27:

1. Restitution / Community Service
2. Teen Court including Sentencing and Responsive Circles
3. Interpersonal Skill Building
4. Tutoring / Academic Enhancement
5. Parent/Family Skill Building
6. Substance Abuse Counseling
7. Family Counseling
8. Individual/Group/Mixed Counseling
9. Mentoring Services
10. Vocational Skills
11. Experiential Skills
12. Temporary Shelter Care
13. Juvenile Structured Day

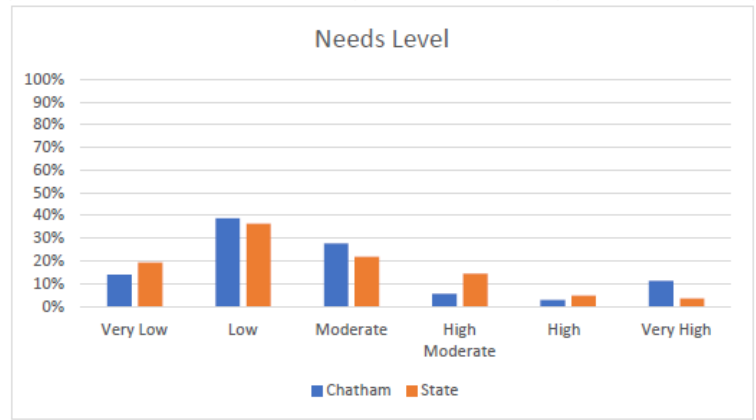
Chatham County

RISK/NEEDS/STRENGTHS LEVEL

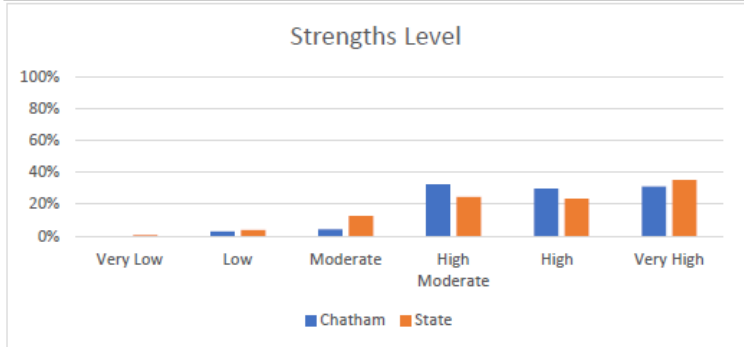
Risk Level	Chatham	State
Low	26%	44%
Moderate	50%	41%
High	24%	15%



Needs Level	Chatham	State
Very Low	14%	19%
Low	39%	36%
Moderate	28%	22%
High Moderate	6%	14%
High	3%	5%
Very High	11%	3%

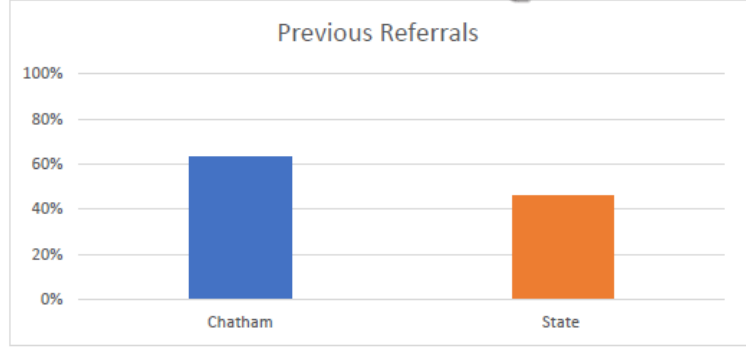


Strengths Level	Chatham	State
Very Low	0%	1%
Low	3%	4%
Moderate	4%	13%
High Moderate	32%	24%
High	30%	23%
Very High	31%	35%

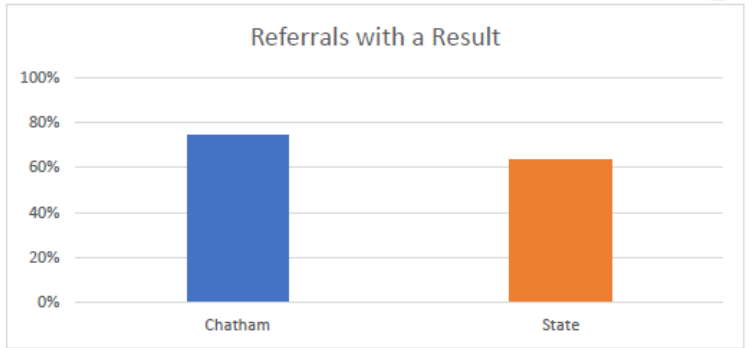


LEGAL HISTORY

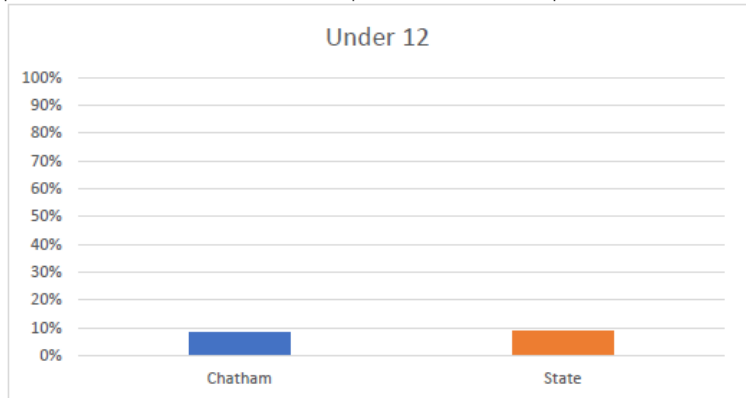
Q1 Previous Delinquent Referrals	Chatham	State
Previous Referrals	64%	46%



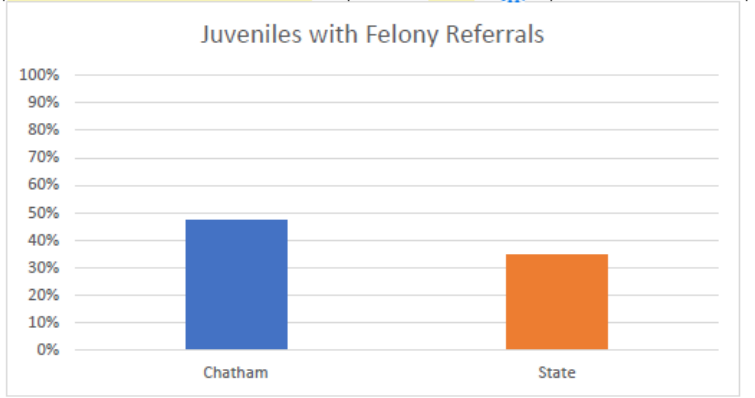
Q3 Number of Referrals w Result	Chatham	State
Referrals with a Result	74%	63%



Q2 Age at First Referral	Chatham	State
Under 12	8%	9%

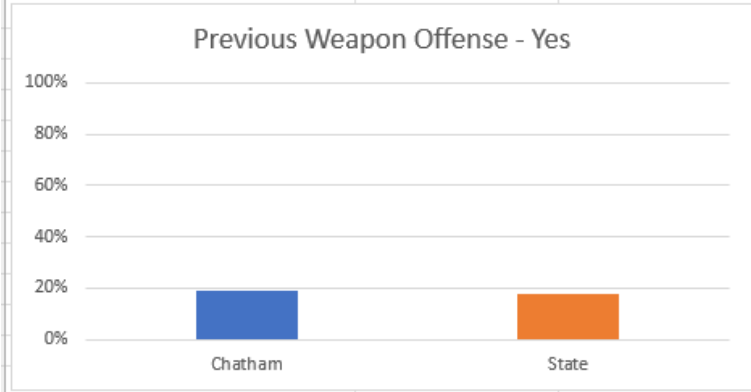


Q4 Felony Referrals to DJJ	Chatham	State
Juveniles with Felony Referrals	47%	35%

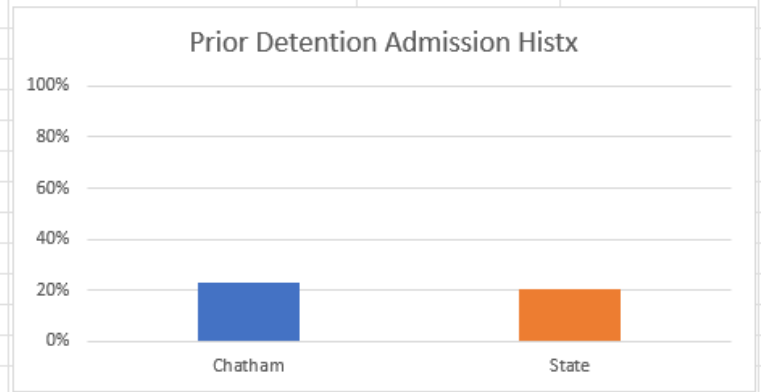


LEGAL HISTORY

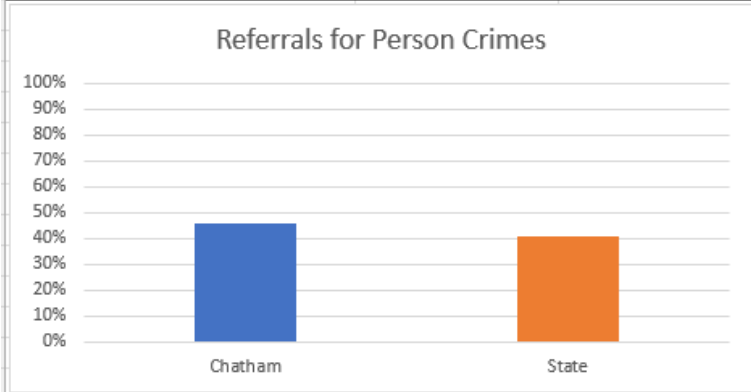
Q6 Weapon Offenses - 1 or more	Chatham	State
Previous Weapon Offense - Yes	19%	18%



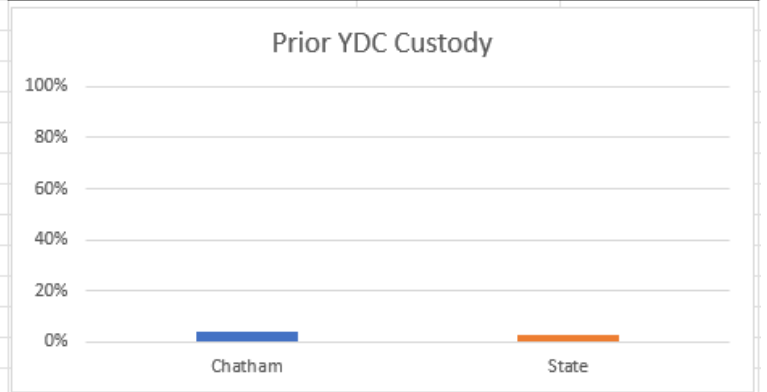
Q10 Detention Admissions	Chatham	State
Prior Detention Admission Histx	23%	20%



Q7 Person Crimes	Chatham	State
Referrals for Person Crimes	46%	41%

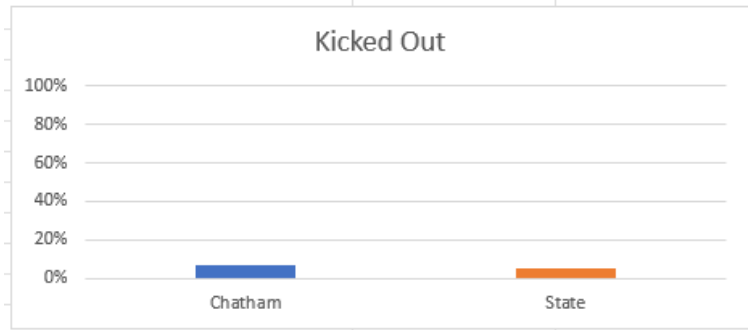


Q11 YDC Placement	Chatham	State
Prior YDC Custody	4%	3%

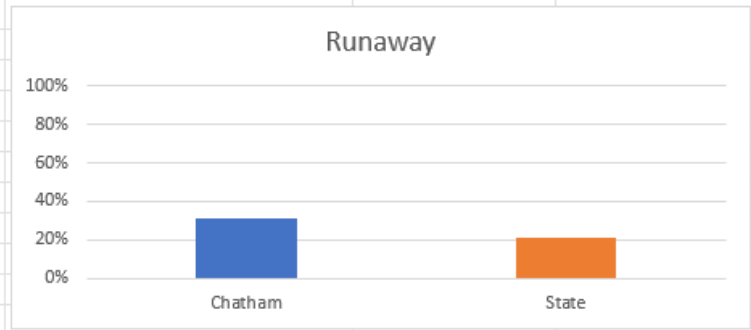


FAMILY

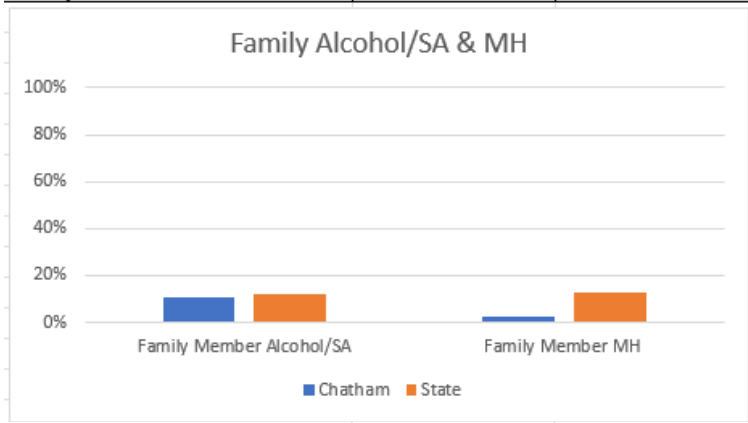
Q1 Kicked Out	Chatham	State
Kicked Out	7%	6%



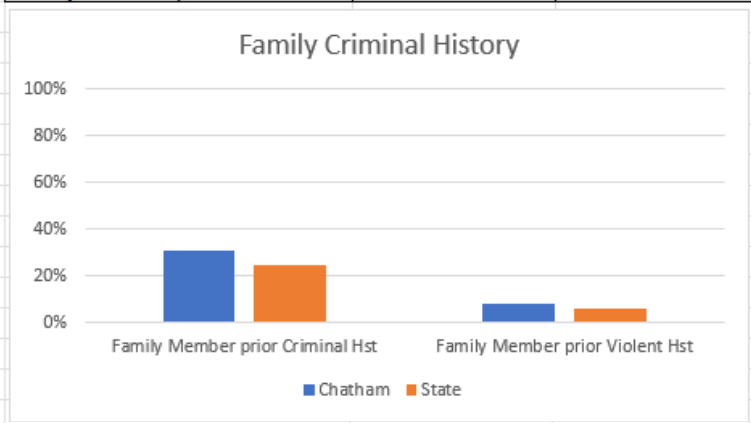
Q1 Runaway	Chatham	State
Runaway	31%	21%



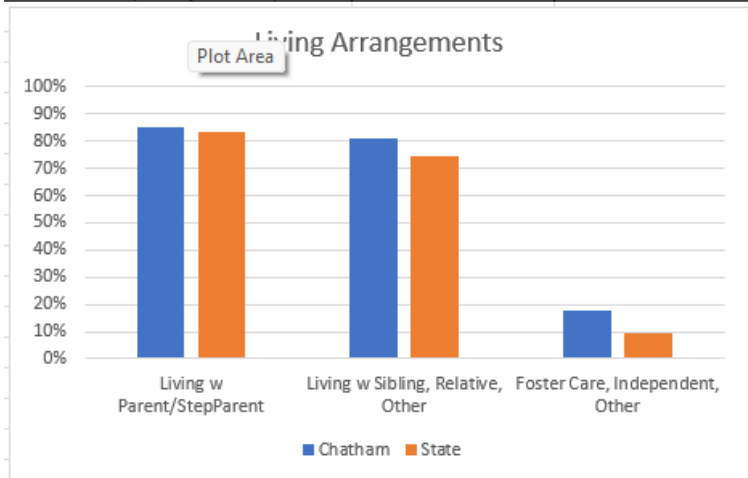
Q4 Family Alcohol/SA & MH	Chatham	State
Family Member Alcohol/SA	11%	12%
Family Member MH	3%	12%



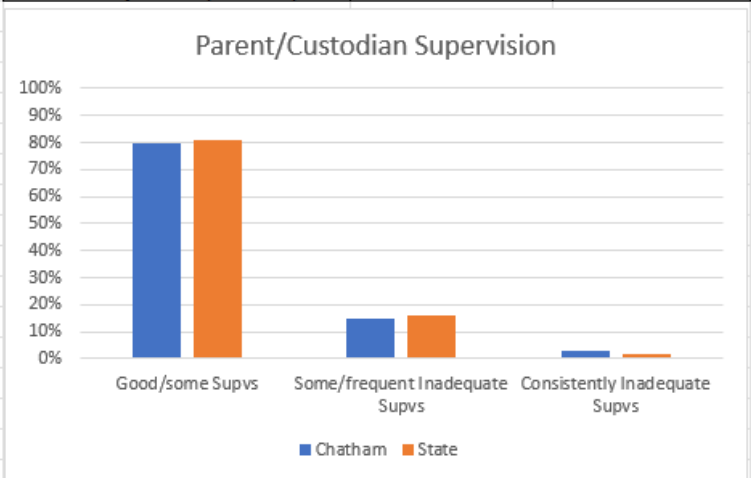
Q4 Family Criminal History	Chatham	State
Family Member prior Criminal Hst	31%	24%
Family Member prior Violent Hst	8%	6%



Q6 Living Arrangements	Chatham	State
Living w Parent/StepParent	85%	84%
Living w Sibling, Relative, Other	81%	74%
Foster Care, Independent, Other	18%	9%

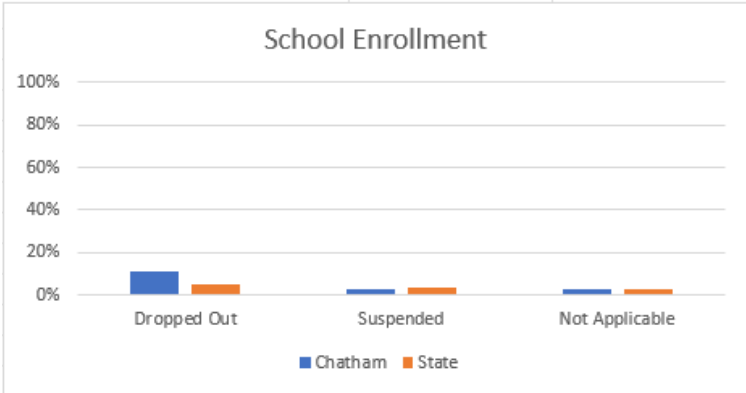


Q7 Parent/Custodian Supervision	Chatham	State
Good/some Supvs	80%	81%
Some/frequent Inadequate Supvs	15%	16%
Consistently Inadequate Supvs	3%	2%

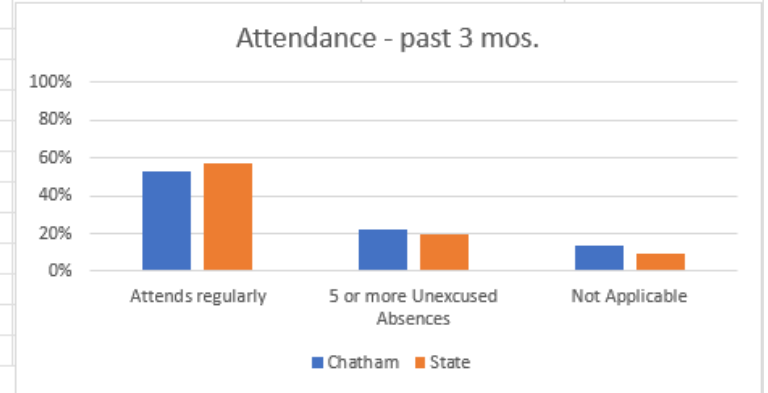


SCHOOL

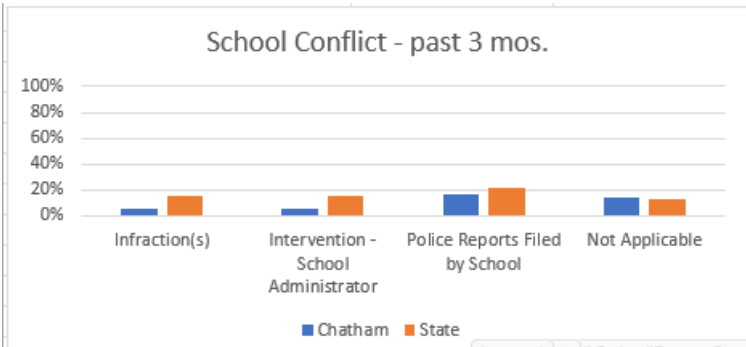
Q1 School Enrollment Status	Chatham	State
Dropped Out	11%	5%
Suspended	3%	3%
Not Applicable	3%	3%



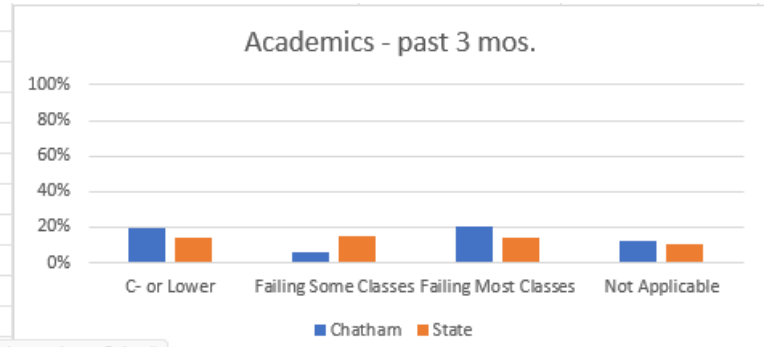
Q2 Attendance - past 3 mos.	Chatham	State
Attends regularly	53%	57%
5 or more Unexcused Absences	22%	19%
Not Applicable	14%	9%



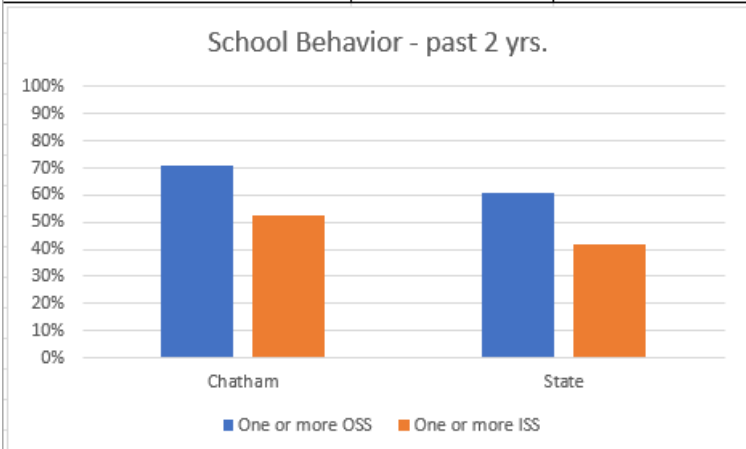
Q3 School Conflict - past 3 mos.	Chatham	State
Infraction(s)	6%	16%
Intervention - School Administrator	6%	16%
Police Reports Filed by School	17%	22%
Not Applicable	14%	12%



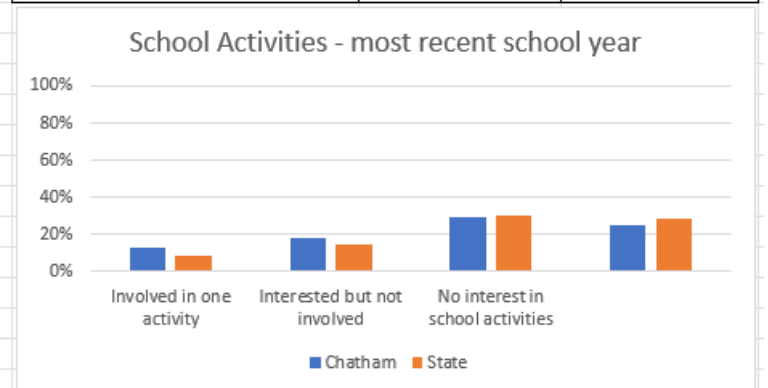
Q4 Academics - past 3 mos.	Chatham	State
C- or Lower	19%	14%
Failing Some Classes	6%	15%
Failing Most Classes	21%	14%
Not Applicable	13%	11%



Q10 School Behavior - past 2 yrs.	Chatham	State
One or more OSS	71%	61%
One or more ISS	53%	42%

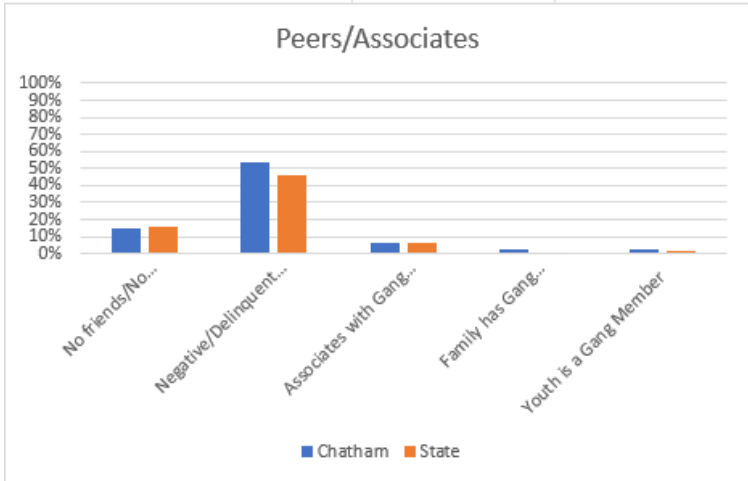


School Activities - past 3 mos.	Chatham	State
Involved in two+ activities	13%	9%
Involved in one activity	18%	14%
Interested but not involved	29%	31%
No interest in school activities	25%	28%

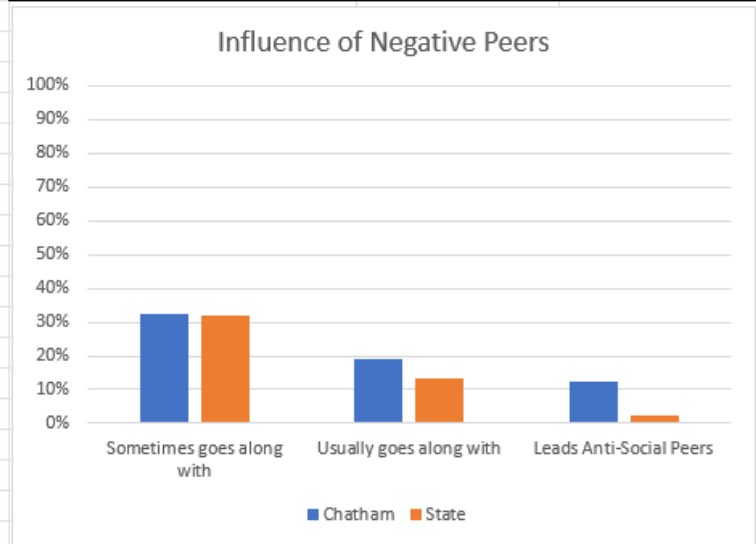


COMMUNITY & PEERS

Q1 Peers/Associates	Chatham	State
No friends/No Consistent Friends	15%	15%
Negative/Delinquent Influence	54%	46%
Associates with Gang Members	7%	6%
Family has Gang Members	3%	1%
Youth is a Gang Member	3%	1%

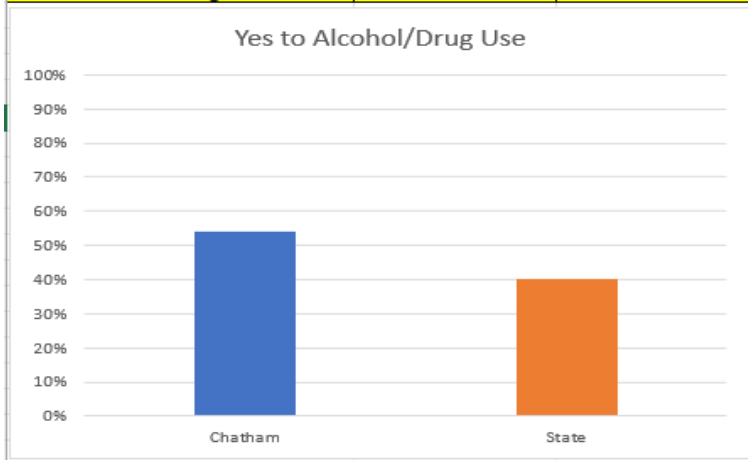


Q6 Negative Peer Associations	Chatham	State
Sometimes goes along with	32%	32%
Usually goes along with	19%	13%
Leads Anti-Social Peers	12%	2%

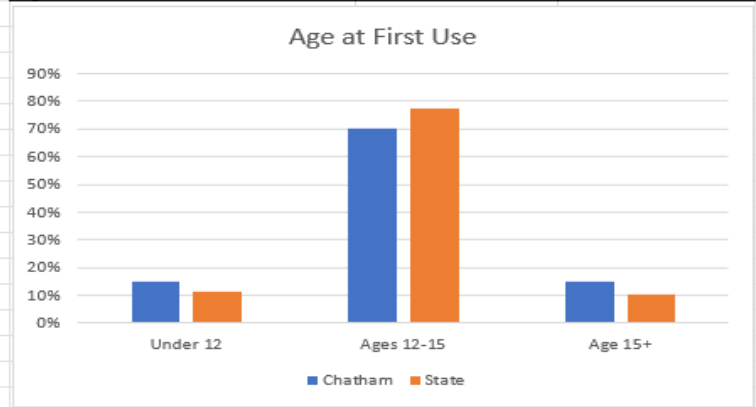


ALCOHOL/DRUGS - Q1-Q3 dividing by Juveniles with "Yes" to Alcohol/Drugs

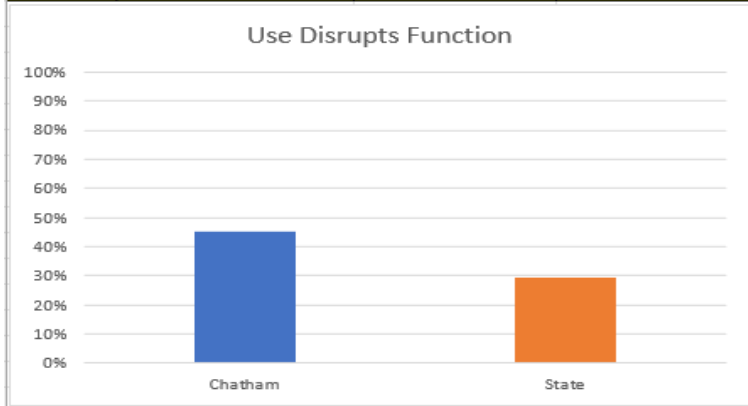
% Reporting Alcohol/Drug Use	Chatham	State
Yes to Alcohol/Drug Use	54%	40%



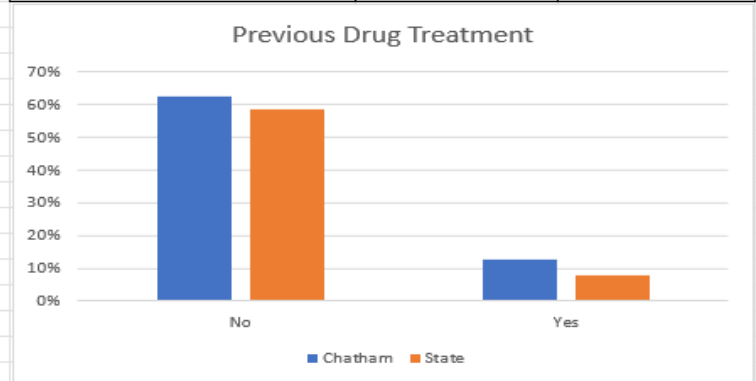
Q1 Age at 1st Use	Chatham	State
Under 12	15%	11%
Ages 12-15	70%	78%
Age 15+	15%	10%



Q1 Alcohol/Drug Use	Chatham	State
Use Disrupts Function	45%	29%

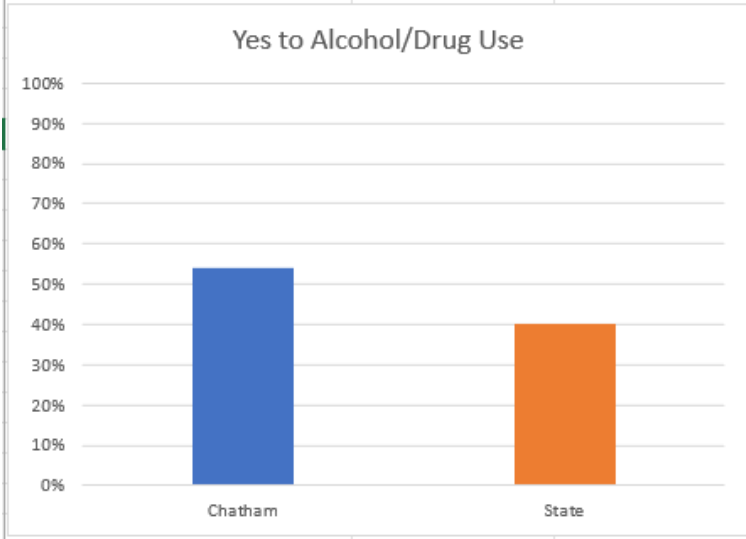


Q3 Previous Alcohol/Drug Treat	Chatham	State
No	63%	58%
Yes	13%	8%

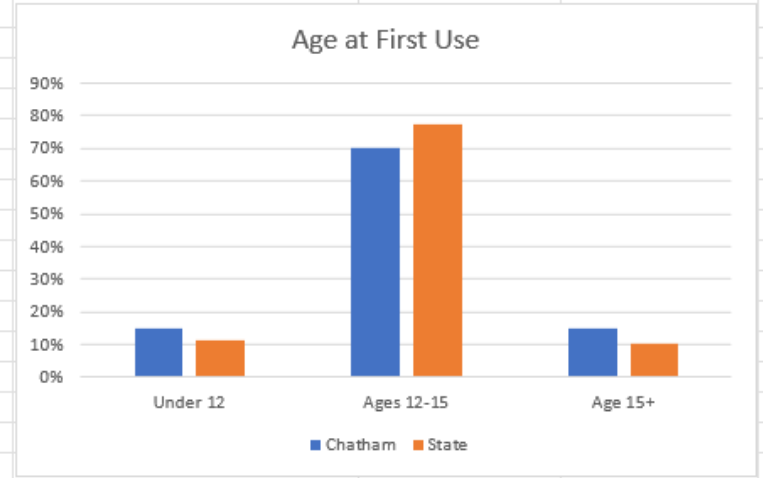


ALCOHOL/DRUGS - Q1-Q3 dividing by Juveniles with "Yes" to Alcohol/Drugs

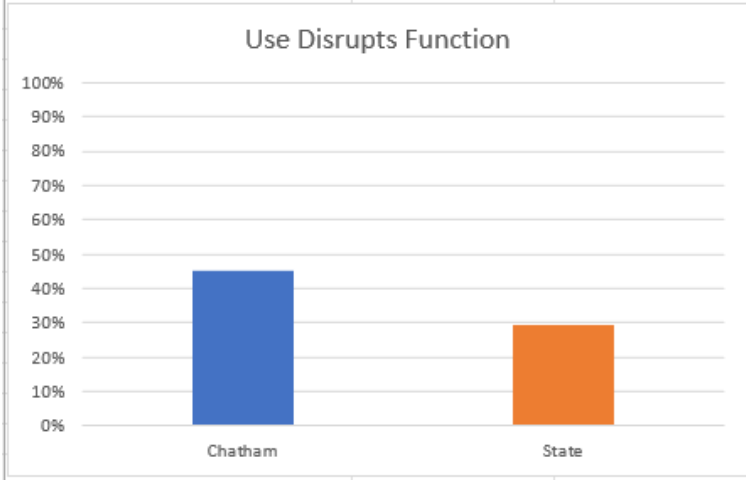
% Reporting Alcohol/Drug Use	Chatham	State
Yes to Alcohol/Drug Use	54%	40%



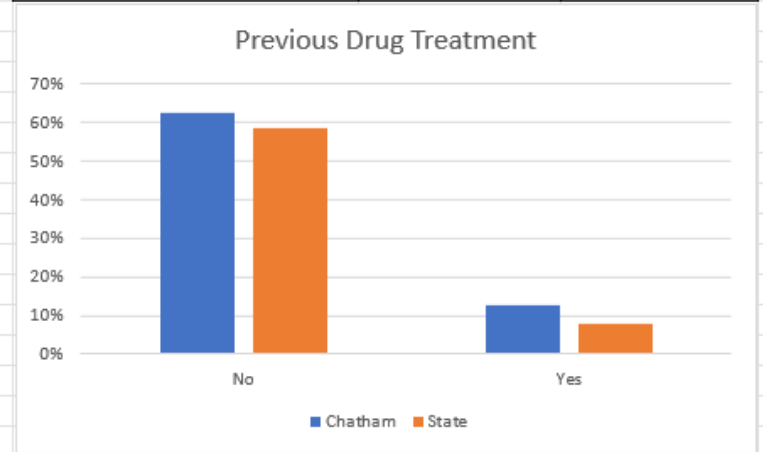
Q1 Age at 1st Use	Chatham	State
Under 12	15%	11%
Ages 12-15	70%	78%
Age 15+	15%	10%



Q1 Alcohol/Drug Use	Chatham	State
Use Disrupts Function	45%	29%

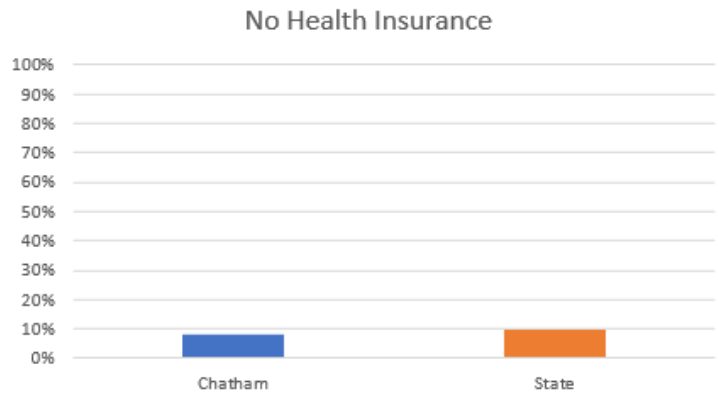


Q3 Previous Alcohol/Drug Treat	Chatham	State
No	63%	58%
Yes	13%	8%



PHYSICAL HEALTH

Q2 Health Insurance	Chatham	State
No Health Insurance	8%	10%

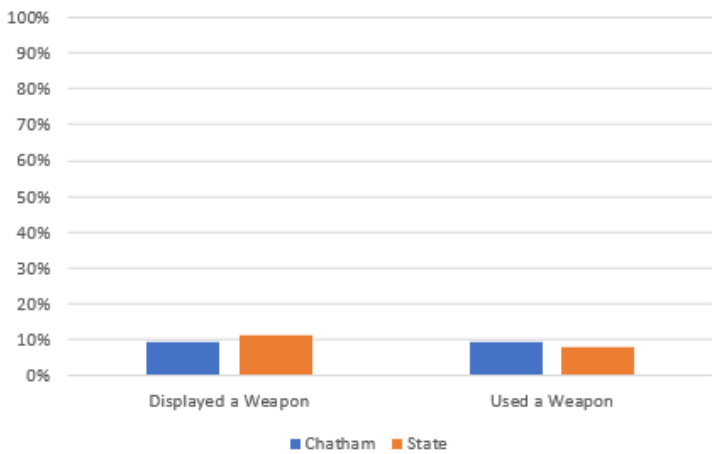


AGGRESSION

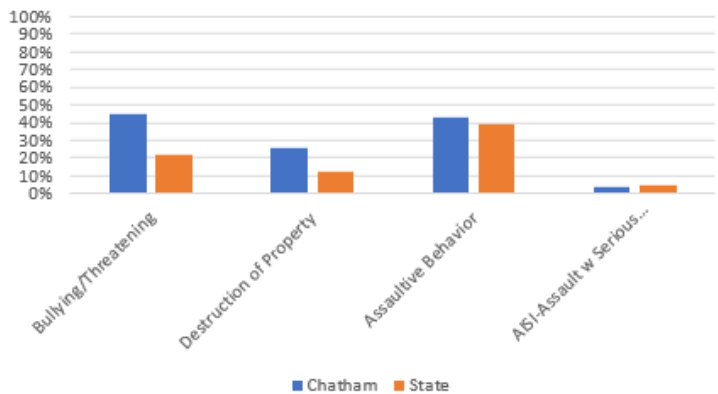
Q1 Violence	Chatham	State
Displayed a Weapon	9%	11%
Used a Weapon	9%	8%

Q1 Violence	Chatham	State
Bullying/Threatening	45%	22%
Destruction of Property	26%	12%
Assaultive Behavior	43%	39%
ASI-Assault w Serious Injury	4%	4%

Violence

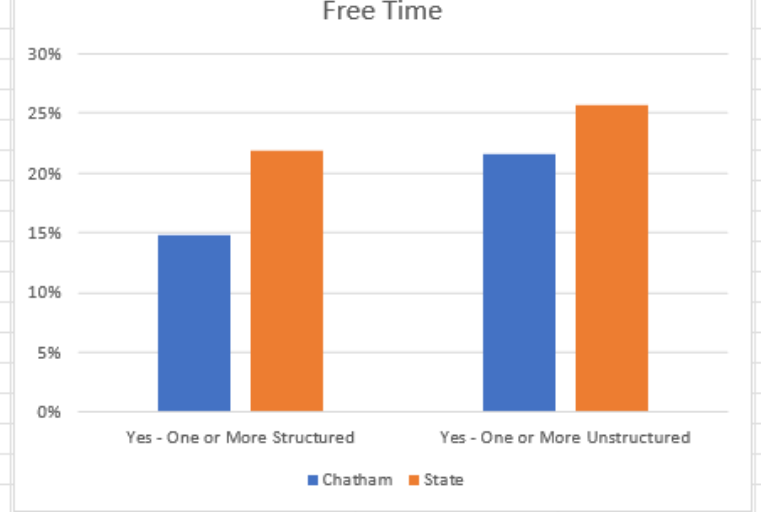
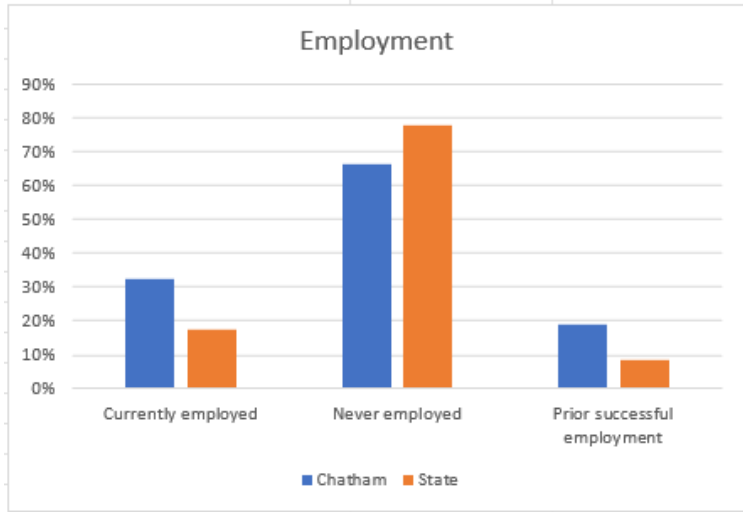


Violence



EMPLOYMENT & FREE TIME

Q1 Employment History	Chatham	State	Q5 & Q6 Free Time	Chatham	State
Currently employed	32%	17%	Yes - One or More Structured	15%	22%
Never employed	66%	78%	Yes - One or More Unstructured	22%	26%
Prior successful employment	19%	9%			



Population Estimates 2024																
County	age6	age7	age8	age9	age10	age11	age12	age13	age14	age15	age16	age17	Age 6 to 15	Age 6 to 17	Age 10 to 17	
Chatham	805	811	860	887	906	915	932	946	953	1,009	1,056	1,049	9,024	11,129	7,766	
Source: https://www.osbm.nc.gov/facts-figures/population-demographics/state-demographer/countystate-population-projections (Population Estimates/Projections Data / Sex and Single Years of Age (2020 – 2060))																
The data file was downloaded on 07.18.2025.																
System Flow FY 24-25																
COUNTY	JUVENILES AT INTAKE	JUVENILES PUT ON PLAN / CONTRACT	JUVENILES APPROVED FOR COURT	JUVENILES ADJUDICATED	JUVENILES PUT ON PROTECTIVE SUPERVISION	JUVENILES PUT ON PROBATION	DETENTION ADMISSIONS	JUVENILES COMMITTED	JUVENILES PUT ON PRS							
Chatham	55	16	19	19	0	13	11	0	2							
Information is current as of August 22, 2025																
Legal Status of Admissions FY 24-25																
County	N/A - No Juvenile Justice Involvement	Court Counselor Consultation	Vulnerable Juvenile	SRO/Law Enforcement Diversion	Diversion Plan/Contract	Deferred Prosecution	Petition Filed	Adjudicated Undisciplined Disposition Pending	Adjudicated Delinquent Disposition Pending	Protective Supervision	Probation	Commitment	Post Release Supervision	Continuation Services	Interstate Compact for Juveniles (ICJ)	Total
Chatham	39	2		2	14	1	1				15					74
Information is current as of August 22, 2025																
Legal Status Youth Served FY 24-25																
County	N/A - No Juvenile Justice Involvement	Court Counselor Consultation	Vulnerable Juvenile	SRO/Law Enforcement Diversion	Diversion Plan/Contract	Deferred Prosecution	Petition Filed	Adjudicated Undisciplined Disposition Pending	Adjudicated Delinquent Disposition Pending	Protective Supervision	Probation	Commitment	Post Release Supervision	Continuation Services	Interstate Compact for Juveniles (ICJ)	Total
Chatham	39	2		2	14	2	1				19					79
Information is current as of August 22, 2025																

Table S-C3. Short-Term Suspensions, Long-Term Suspensions, and Expulsions in PSUs by Sex and Ethnicity, 2023-2024

PSU #	PSU Name	Subgroup	# Short-term Suspensions	# Long-term Suspensions	# Expulsions
190	Chatham County Schools	All Students	889	1	0
190	Chatham County Schools	Female	234	0	0
190	Chatham County Schools	Male	655	1	0
190	Chatham County Schools	Asian	2	0	0
190	Chatham County Schools	Black	215	0	0
190	Chatham County Schools	Hispanic	293	0	0
190	Chatham County Schools	American Indian	3	0	0
190	Chatham County Schools	Two or More Races	101	0	0
190	Chatham County Schools	White	275	1	0
190	Chatham County Schools	Black Female	69	0	0
190	Chatham County Schools	Hispanic Female	79	0	0
190	Chatham County Schools	Two or More Races Female	26	0	0
190	Chatham County Schools	White Female	57	0	0
190	Chatham County Schools	Asian Male	2	0	0
190	Chatham County Schools	Black Male	146	0	0
190	Chatham County Schools	Hispanic Male	214	0	0
190	Chatham County Schools	Two or More Races Male	75	0	0
190	Chatham County Schools	White Male	218	1	0
19A	Chatham Charter	All Students	25	0	0
19A	Chatham Charter	Female	5	0	0
19A	Chatham Charter	Male	20	0	0
19A	Chatham Charter	Black	3	0	0
19A	Chatham Charter	Hispanic	2	0	0
19A	Chatham Charter	Two or More Races	5	0	0
19A	Chatham Charter	White	15	0	0
19A	Chatham Charter	Black Female	1	0	0
19A	Chatham Charter	Hispanic Female	1	0	0
19A	Chatham Charter	Two or More Races Female	2	0	0
19A	Chatham Charter	White Female	1	0	0
19A	Chatham Charter	Black Male	2	0	0
19A	Chatham Charter	Hispanic Male	1	0	0
19A	Chatham Charter	Two or More Races Male	3	0	0
19A	Chatham Charter	White Male	14	0	0
19B	Woods Charter School	All Students	5	0	0
19B	Woods Charter School	Male	5	0	0
19B	Woods Charter School	Black	2	0	0
19B	Woods Charter School	Two or More Races	1	0	0
19B	Woods Charter School	White	2	0	0
19B	Woods Charter School	Black Male	2	0	0
19B	Woods Charter School	Two or More Races Male	1	0	0
19B	Woods Charter School	White Male	2	0	0
19C	Willow Oak Montessori	All Students	7	0	0
19C	Willow Oak Montessori	Female	1	0	0
19C	Willow Oak Montessori	Male	6	0	0
19C	Willow Oak Montessori	Hispanic	1	0	0
19C	Willow Oak Montessori	White	6	0	0
19C	Willow Oak Montessori	White Female	1	0	0
19C	Willow Oak Montessori	Hispanic Male	1	0	0
19C	Willow Oak Montessori	White Male	5	0	0

Table C-C2. Total Number of Acts and Rates for Individual Schools, 2023-2024

SCHOOL CODE	SCHOOL NAME	PA	PS	PF	PW	TOTAL # OF ACTS COMMITTED	Final ADM	TOTAL # OF ACTS PER 1,000 STUDENTS* **
190PSU	Chatham County Schools	14	38	2	21	75	8,839	8.485
190304	Bennett School	4	0	0	0	4	169	23.669
190308	Bonlee School	0	0	0	0	0	300	0.000
190309	Chatham County Schools Virtual Academy	0	0	0	0	0	23	0.000
190310	ONE Academy	1	2	0	0	3	21	142.857
190312	Chatham Middle	6	4	1	3	14	514	27.237
190316	Chatham Central High	0	5	0	1	6	319	18.809
190328	George M. Horton Middle	0	1	0	1	2	388	5.155
190332	J S Waters School	0	0	0	0	0	218	0.000
190336	Jordan Matthews High	1	7	0	1	9	851	10.576
190339	Margaret B. Pollard Middle	0	0	0	2	2	743	2.692
190340	Moncure School	0	0	0	0	0	183	0.000
190341	North Chatham Elementary	0	0	0	1	1	588	1.701
190342	Northwood High	1	18	1	3	23	689	33.382
190346	Perry W Harrison Elementary	0	0	0	3	3	224	13.393
190348	Pittsboro Elementary	0	0	0	1	1	473	2.114
190349	Seaforth High	1	1	0	2	4	1,022	3.914
190350	Siler City Elementary	0	0	0	0	0	610	0.000
190352	Silk Hope School	0	0	0	1	1	274	3.650
190354	Chatham Grove Elementary	0	0	0	0	0	676	0.000
190370	Virginia Cross Elementary	0	0	0	2	2	442	4.525
190501	Chatham Early College	0	0	0	0	0	112	0.000
19A000	Chatham Charter	0	0	0	0	0	578	0.000
19B000	Woods Charter School	0	0	0	0	0	509	0.000
19C000	Willow Oak Montessori	0	0	0	0	0	272	0.000

Table C-C3. High School Acts of Crime and Violence Counts and Rates for PSUs, 2023-2024

PSU #	PSU Name	Reportable Crimes	Final ADM (Grades 9-13, XG)	Reportable Crime Rate (per 1,000 students)
190	Chatham County Schools	45	3,031	14.85
19A	Chatham Charter	0	195	0.00
19B	Woods Charter School	0	180	0.00

Table D-C1. 2023-2024 Grade 1-13 Dropout Counts by School, Sex, and Race/Ethnicity

PSU #	School Code	PSU Name	School Name	Total	Female	Male	American Indian	Asian	Black	Hispanic	Two or More Races	Native Hawaiian/ Pacific Islander	White
190	000	Chatham County Schools	PSU Total	61	29	32	0	0	<10	36	<10	0	15
190	304	Chatham County Schools	Bennett School	0	0	0	0	0	0	0	0	0	0
190	308	Chatham County Schools	Bonlee School	0	0	0	0	0	0	0	0	0	0
190	309	Chatham County Schools	Chatham County Schools Virtual Academy	0	0	0	0	0	0	0	0	0	0
190	310	Chatham County Schools	ONE Academy	0	0	0	0	0	0	0	0	0	0
190	312	Chatham County Schools	Chatham Middle	0	0	0	0	0	0	0	0	0	0
190	316	Chatham County Schools	Chatham Central High	10	<10	<10	0	0	0	<10	<10	0	<10
190	328	Chatham County Schools	George M. Horton Middle	0	0	0	0	0	0	0	0	0	0
190	332	Chatham County Schools	J S Waters School	0	0	0	0	0	0	0	0	0	0
190	336	Chatham County Schools	Jordan Matthews High	36	14	22	0	0	<10	26	0	0	<10
190	339	Chatham County Schools	Margaret B. Pollard Middle	0	0	0	0	0	0	0	0	0	0
190	340	Chatham County Schools	Moncure School	0	0	0	0	0	0	0	0	0	0
190	341	Chatham County Schools	North Chatham Elementary	0	0	0	0	0	0	0	0	0	0
190	342	Chatham County Schools	Northwood High	7	*	*	*	*	*	*	*	*	*
190	348	Chatham County Schools	Perry W Harrison Elementary	0	0	0	0	0	0	0	0	0	0
190	348	Chatham County Schools	Pittsboro Elementary	0	0	0	0	0	0	0	0	0	0
190	349	Chatham County Schools	Seaforth High	8	*	*	*	*	*	*	*	*	*
190	350	Chatham County Schools	Siler City Elementary	0	0	0	0	0	0	0	0	0	0
190	352	Chatham County Schools	Silk Hope School	0	0	0	0	0	0	0	0	0	0
190	354	Chatham County Schools	Chatham Grove Elementary	0	0	0	0	0	0	0	0	0	0
190	370	Chatham County Schools	Virginia Cross Elementary	0	0	0	0	0	0	0	0	0	0
190	501	Chatham County Schools	Chatham Early College	0	0	0	0	0	0	0	0	0	0
19A	000	Chatham Charter	Chatham Charter	0	0	0	0	0	0	0	0	0	0
19B	000	Woods Charter School	Woods Charter	1	*	*	*	*	*	*	*	*	*
19C	000	Willow Oak Montessori	Willow Oak Montessori	0	0	0	0	0	0	0	0	0	0

**Chatham County Juvenile Crime Prevention Council
Request for Proposals**

The Juvenile Crime Prevention Council (JCPC) has studied the risk factors and needs of Juvenile Court involved youth in this county and hereby publishes this Request for Proposals. The JCPC anticipates funds from the NC Dept. of Public Safety Juvenile Justice and Delinquency Prevention in the amount stated above to fund the program types specified below. Such programs will serve delinquent and at-risk youth for the state fiscal year 2026-2027 beginning on, or after, July 1, 2026. The use of these funds in this county require a local match in the amount specified above. The county can approve programs for 1 or 2 year funding awards, dependent on county approval and programs meeting all requirements.

Based on identified needed programs and possible gaps in the service continuum, the following checked program types will be considered for funding:

<input checked="" type="checkbox"/> Mentoring Services	<input checked="" type="checkbox"/> Restitution/Community Service	<input type="checkbox"/> Services Addressing Problem Sexual Behavior
<input checked="" type="checkbox"/> Parent/Family Skill Building	<input checked="" type="checkbox"/> Teen Court – including Sentencing and Responsive Circles	<input type="checkbox"/> Group Home
<input checked="" type="checkbox"/> Interpersonal Skill Building	<input type="checkbox"/> Psychological Assessments	<input checked="" type="checkbox"/> Temporary Shelter Care
<input checked="" type="checkbox"/> Vocational Skills	<input checked="" type="checkbox"/> Family Counseling	<input type="checkbox"/> Runaway Shelter Care
<input checked="" type="checkbox"/> Experiential Skills	<input type="checkbox"/> Home Based Family Counseling	<input type="checkbox"/> Specialized Foster Care
<input checked="" type="checkbox"/> Tutoring/Academic Enhancement	<input checked="" type="checkbox"/> Individual/Group/Mixed Counseling	<input type="checkbox"/> Temporary Foster Care
<input type="checkbox"/> Mediation/Conflict Resolution – including Truancy Mediation, Victim-Youth and Family Group Conferencing, Responsive Circles	<input checked="" type="checkbox"/> Substance Abuse Counseling	<input checked="" type="checkbox"/> Juvenile Structured Day

Proposed program services should target the following risk factors for delinquency or repeat delinquency as reported in the Youth Assessment Screening Instrument, Chatham County School Data Report and Racial Ethnic Disparities Report:

Risk Factors

- Crimes against person
- Substance use
- School behavior problems
- Academic failure
- Association with delinquent/negative peers
- Ineffective parental supervision/skills
- Youth with trauma/mental health concerns
- Unstructured and unsupervised time

Priority Services Addressing Risk Factors

- Community Service/Restitution and Teen Court
- Substance use prevention and treatment
- Alternative to Suspension / Structured Day
- Tutoring/Academic Support
- Interpersonal skill building program
- Effective parenting training / Family Counseling
- Individual/group/mixed counseling
- Mentoring
- Vocational skills training

Only local public agencies, 501c3 non-profit corporations and local housing authorities will be considered for funding.

In order to apply for FY 2026-2027 JCPC funding, you must complete and submit your application online by accessing NC ALLIES. Please read and follow all instructions at: <https://cp.ncdjjdp.org/CP>

Additional self-help videos on the NC ALLIES webpage are available by clicking on the HELP tab.

Private non-profits are also required to submit, by uploading in NC ALLIES, the following:

- 1) No Over Due Tax form,
- 2) DPS Conflict of Interest Statement,
- 3) Agency Conflict of Interest Policy, and
- 4) Proof of 501(c)(3) status. (#1 & #2 are available at the above link.)

Madelline Krimm (Chair)

JCPC Chairperson / or Designee

919-548-1918

Telephone #

For further information or other technical assistance about applying for JCPC funds in this county

or about the program application workshop, contact:

David R. Carter , DPS Area Consultant at 919-608-4504 or email at david.r.carter@ncdps.gov.

The deadline for receiving the application:

February 13, 2026.

Juvenile Crime Prevention Council Funding Decisions Summary

Funding Decision for:	FY 2026-2027	Date Completed:	02/26/2026
Program(s) Funded	Select 1-year or 2-year funding and reason(s) for Funding (Check all that apply)		
CIS Community Service/Restitution	<input type="checkbox"/> 2-year Funding approved for FY _____ and _____ OR <input checked="" type="checkbox"/> 1-year Funding approved for FY 2026-2027 Rationale for 2-year Funding approval: <input type="checkbox"/> Funded in past _____ years <input type="checkbox"/> In good standing with county/JCPC and DPS (following PA, timely reports, reporting to JCPC as requested) <input type="checkbox"/> Favorable JCPC monitoring <input type="checkbox"/> In compliance with Consultant Monitoring <input type="checkbox"/> Quality of Service Assessment (QOS) rating is min 70% (min. score of 14) OR progress made on PEP in QOS. <input type="checkbox"/> Provides an essential dispositional option, explain: <input type="checkbox"/> Meets target population as described in Program Agreement (<i>number served, and described target population</i>), with minimal exceptions (i.e. less than 10% variance) <input type="checkbox"/> Meets funding priority <input type="checkbox"/> Compatible with research <input type="checkbox"/> Cost efficient <input type="checkbox"/> Addresses reductions of complaints, violations of supervision & convictions <input type="checkbox"/> Has evaluation component <input type="checkbox"/> Addresses parental accountability <input type="checkbox"/> Addresses use of alcohol/controlled substances <input type="checkbox"/> Addresses restitution to victims <input type="checkbox"/> Addresses gang participation <input type="checkbox"/> Would increase funding to this service if funds were available <input type="checkbox"/> Other _____ Other _____		
Chatham Teen Court	<input type="checkbox"/> 2-year Funding approved for FY _____ and _____ OR <input checked="" type="checkbox"/> 1-year Funding approved for FY 2026-2027 Rationale for 2-year Funding approval: <input type="checkbox"/> Funded in past _____ years <input type="checkbox"/> In good standing with county/JCPC and DPS (following PA, timely reports, reporting to JCPC as requested) <input type="checkbox"/> Favorable JCPC monitoring <input type="checkbox"/> In compliance with Consultant Monitoring <input type="checkbox"/> Quality of Service Assessment (QOS) rating is min 70% (min. score of 14) OR progress made on PEP in QOS. <input type="checkbox"/> Provides an essential dispositional option, explain: <input type="checkbox"/> Meets target population as described in Program Agreement (<i>number served, and described target population</i>), with minimal exceptions (i.e. less than 10% variance) <input type="checkbox"/> Meets funding priority <input type="checkbox"/> Compatible with research <input type="checkbox"/> Cost efficient <input type="checkbox"/> Addresses reductions of complaints, violations of supervision & convictions <input type="checkbox"/> Has evaluation component <input type="checkbox"/> Addresses parental accountability <input type="checkbox"/> Addresses use of alcohol/controlled substances <input type="checkbox"/> Addresses restitution to victims <input type="checkbox"/> Addresses gang participation <input type="checkbox"/> Would increase funding to this service if funds were available <input type="checkbox"/> Other _____ Other _____		
Trauma Informed Peer Support	<input type="checkbox"/> 2-year Funding approved for FY _____ and _____ OR <input checked="" type="checkbox"/> 1-year Funding approved for FY 2026-2027 Rationale for 2-year Funding approval: <input type="checkbox"/> Funded in past _____ years <input type="checkbox"/> In good standing with county/JCPC and DPS (following PA, timely reports, reporting to JCPC as requested) <input type="checkbox"/> Favorable JCPC monitoring <input type="checkbox"/> In compliance with Consultant Monitoring <input type="checkbox"/> Quality of Service Assessment (QOS) rating is min 70% (min. score of 14) OR progress made on PEP in QOS. <input type="checkbox"/> Provides an essential dispositional option, explain: <input type="checkbox"/> Meets target population as described in Program Agreement (<i>number served, and described target population</i>), with minimal exceptions (i.e. less than 10% variance) <input type="checkbox"/> Meets funding priority <input type="checkbox"/> Compatible with research <input type="checkbox"/> Cost efficient <input type="checkbox"/> Addresses reductions of complaints, violations of supervision & convictions <input type="checkbox"/> Has evaluation component <input type="checkbox"/> Addresses parental accountability <input type="checkbox"/> Addresses use of alcohol/controlled substances <input type="checkbox"/> Addresses restitution to victims <input type="checkbox"/> Addresses gang participation <input type="checkbox"/> Would increase funding to this service if funds were available <input type="checkbox"/> Other _____ Other _____		
	<input type="checkbox"/> 2-year Funding approved for FY _____ and _____ OR <input type="checkbox"/> 1-year Funding approved for FY 2026-2027 Rationale for 2-year Funding approval: <input type="checkbox"/> Funded in past _____ years <input type="checkbox"/> In good standing with county/JCPC and DPS (following PA, timely reports, reporting to JCPC as requested) <input type="checkbox"/> Favorable JCPC monitoring <input type="checkbox"/> In compliance with Consultant Monitoring <input type="checkbox"/> Quality of Service Assessment (QOS) rating is min 70% (min. score of 14) OR progress made on PEP in QOS. <input type="checkbox"/> Provides an essential dispositional option, explain: <input type="checkbox"/> Meets target population as described in Program Agreement (<i>number served, and described target population</i>), with minimal exceptions (i.e. less than 10% variance) <input type="checkbox"/> Meets funding priority <input checked="" type="checkbox"/> Compatible with research <input type="checkbox"/> Cost efficient <input type="checkbox"/> Addresses reductions of complaints, violations of supervision & convictions <input type="checkbox"/> Has evaluation component <input type="checkbox"/> Addresses parental accountability <input type="checkbox"/> Addresses use of alcohol/controlled substances <input type="checkbox"/> Addresses restitution to victims <input type="checkbox"/> Addresses gang participation <input type="checkbox"/> Would increase funding to this service if funds were available <input type="checkbox"/> Other _____ Other _____		

Juvenile Crime Prevention Council Funding Decisions Summary

Program Not Funded	Reason for Not Funding (Check all that apply)
Student Nest Academic Bridge Program	<input type="checkbox"/> Lack of funding, addresses priority need and would fund if resources allowed <input type="checkbox"/> Does not meet funding priority <input type="checkbox"/> Not compatible with research <input type="checkbox"/> Lesser quality than another program funded of its type <input type="checkbox"/> Greater cost than program of same type and quality <input type="checkbox"/> Other <input checked="" type="checkbox"/> Other Concerns with the non-profit organization's organizational structure including the Board which has the appearance of conflicts of interest with members being in leadership roles who are spouses. Other concerns was that the organization headquarters is based in Fresno, California without having a physical presence in Orange County, NC.
	<input type="checkbox"/> Lack of funding, addresses priority need and would fund if resources allowed <input type="checkbox"/> Does not meet funding priority <input type="checkbox"/> Not compatible with research <input type="checkbox"/> Lesser quality than another program funded of its type <input type="checkbox"/> Greater cost than program of same type and quality <input type="checkbox"/> Other <input type="checkbox"/> Other
	<input type="checkbox"/> Lack of funding, addresses priority need and would fund if resources allowed <input type="checkbox"/> Does not meet funding priority <input type="checkbox"/> Not compatible with research <input type="checkbox"/> Lesser quality than another program funded of its type <input type="checkbox"/> Greater cost than program of same type and quality <input type="checkbox"/> Other <input type="checkbox"/> Other
	<input type="checkbox"/> Lack of funding, addresses priority need and would fund if resources allowed <input type="checkbox"/> Does not meet funding priority <input type="checkbox"/> Not compatible with research <input type="checkbox"/> Lesser quality than another program funded of its type <input type="checkbox"/> Greater cost than program of same type and quality <input type="checkbox"/> Other <input type="checkbox"/> Other
	<input type="checkbox"/> Lack of funding, addresses priority need and would fund if resources allowed <input type="checkbox"/> Does not meet funding priority <input type="checkbox"/> Not compatible with research <input checked="" type="checkbox"/> Lesser quality than another program funded of its type <input type="checkbox"/> Greater cost than program of same type and quality <input type="checkbox"/> Other <input type="checkbox"/> Other
	<input type="checkbox"/> Lack of funding, addresses priority need and would fund if resources allowed <input type="checkbox"/> Does not meet funding priority <input type="checkbox"/> Not compatible with research <input type="checkbox"/> Lesser quality than another program funded of its type <input type="checkbox"/> Greater cost than program of same type and quality <input type="checkbox"/> Other <input type="checkbox"/> Other
	<input type="checkbox"/> Lack of funding, addresses priority need and would fund if resources allowed <input type="checkbox"/> Does not meet funding priority <input type="checkbox"/> Not compatible with research <input type="checkbox"/> Lesser quality than another program funded of its type <input type="checkbox"/> Greater cost than program of same type and quality <input type="checkbox"/> Other <input type="checkbox"/> Other
	<input type="checkbox"/> Lack of funding, addresses priority need and would fund if resources allowed <input type="checkbox"/> Does not meet funding priority <input type="checkbox"/> Not compatible with research <input type="checkbox"/> Lesser quality than another program funded of its type <input type="checkbox"/> Greater cost than program of same type and quality <input type="checkbox"/> Other <input type="checkbox"/> Other
	<input type="checkbox"/> Lack of funding, addresses priority need and would fund if resources allowed <input type="checkbox"/> Does not meet funding priority <input type="checkbox"/> Not compatible with research <input type="checkbox"/> Lesser quality than another program funded of its type <input type="checkbox"/> Greater cost than program of same type and quality <input type="checkbox"/> Other <input type="checkbox"/> Other
	<input type="checkbox"/> Lack of funding, addresses priority need and would fund if resources allowed <input type="checkbox"/> Does not meet funding priority <input type="checkbox"/> Not compatible with research <input type="checkbox"/> Lesser quality than another program funded of its type <input type="checkbox"/> Greater cost than program of same type and quality <input type="checkbox"/> Other <input type="checkbox"/> Other

Program Enhancement Plan

Program: Community Service and Restitution, Communities In Schools of Chatham County (FY 24-25)

Component

Type: Community Service and Restitution

Category	Score	Enhancement Opportunity	Action Steps	Responsible Party	Comments:
Primary Service Supplemental Services	10	This is not an enhancement opportunity area.	Not applicable.	Not applicable.	Not applicable.
Quality of Service Delivery	20	Ensure strong program fidelity through consistent staff training and updated policies, while enhancing service delivery by improving communication with youth and families and strengthening worksite partnerships.	Regularly review and update agency policies. Track staff training and conduct annual performance evaluations. Enhance communication with youth and families. Strengthen and support worksite partnerships.	Program Director and Program Coordinator	The program focuses on strong staff support, clear communication, and meaningful partnerships to ensure a consistent, high-quality experience for all youth and worksites.
Amount of Service: Duration and Contact Hours	4	Optimize the duration and contact hours of community service assignments to ensure youth complete meaningful, manageable, and consistent service. Continuing consistent monitoring of data, including terminations, to maintain accurate service records.	Supervision and team meetings will ensure services align with agency policy. There is a defense line that includes the Program Director reviewing intakes and terminations to maintain accurate NCALLIES records of contact hours and service duration.	Program Director and Program Coordinator	Community service hours are determined by the referral source. The program is not permitted to exceed court-ordered or contract-approved service durations. JCPC policy limits the max amount of community service hours and restitution allowed for the different referral types.

Program Enhancement Plan

Risk Level of Youth	18	Match youth to service assignments based on assessed risk level, providing additional support for higher-risk participants as needed, while continuing to monitor all data to ensure accurate and complete information is collected	The Program Director and Program Coordinator will review all risk score assessments for accuracy, verify data entries, resolve discrepancies, and ensure all relevant factors are documented. Regular file reviews will support data integrity and improve program outcomes	Program Director and Program Coordinator	The program serves youth across the continuum, from diversion through probation.
---------------------	----	-------------------------------------------------------------------------------------------------------------------------------------------------------------------------------------------------------------------------------------	-----------------------------------------------------------------------------------------------------------------------------------------------------------------------------------------------------------------------------------------------------------------------------	------------------------------------------	----------------------------------------------------------------------------------

This Plan is approved by: Lydia Miller 11/21/2025

Yes No

Program Manager Name & Signature Date

Plan presented to JCPC Date 1/9/26

Chatham County JCPC Funded Program Descriptions FY 2026-2027

SPONSORING AGENCY: Communities In Schools

NAME OF COMPONENT: Community Service and Restitution

BRIEF DESCRIPTION: The CISCC Community Service & Restitution program provides opportunities for referred juveniles to be held accountable for their actions to the community and/or victim(s) by completing community service work while also strengthening their social skills to prevent recidivism. When applicable, community service hours earn restitution to repay victims.

Service Type SPEP: Primary Service: Restitution / Community Service

SPONSORING AGENCY: Volunteers for Youth, Inc.

NAME OF COMPONENT: Chatham County Teen Court

BRIEF DESCRIPTION: Teen Court is an alternative court program for middle- and high-school students based upon the principles of restorative justice. Youth are tried and sentenced by a jury of their peers. Fellow students take the roles of defense attorney, prosecutor, clerk of court, or juror to carry out these proceedings. Local attorneys or retired judges volunteer to serve as Teen Court judges. months averaging 6 months (180 days). The program is designed to maintain youth in the

Service Type SPEP: This program is a STRUCTURE ONLY.

SPONSORING AGENCY: The Exchange Club's Family Center in Alamance

NAME OF COMPONENT: Parent Teen Solutions In-Home

BRIEF DESCRIPTION: The home-based counseling program will be provided to at-risk and/or delinquent youth (8-17, court referred 18-19) and their parents 3 hours per week from 5 to 9 months averaging 6 months (180 days). The program is designed to maintain youth in the home, reduce recidivism, improve relationships, school motivation, problem-solving skills, interpersonal skills, and parenting skills. Families receive counseling to help change the dynamics of the home and reduce involvement in the court systems

Service Type SPEP: Primary Service: Family Counseling; Secondary Service: None

SPONSORING AGENCY: Reintegration Support Network (RSN)

NAME OF COMPONENT: (RSN): Individual Skill Building and Enrichment Activities

BRIEF DESCRIPTION: RSN empowers young people (ages 13-20) impacted by substance use, mental health challenges, or justice involvement. Our strengths-based mentoring model pairs youth with trained mentors, many with lived experience. These mentors, as allies and peer support workers, support youth and families through individual mentoring and enrichment activities, creating a safe space for young people to focus on their needs, build agency, and increase engagement with themselves, school, and community

Service Type SPEP: Primary Service: Social Skills Training; Secondary Service: None